


Simple. Scalable. Flexible. Wireless Lighting Controls.



Personal dimming control for commercial spaces.



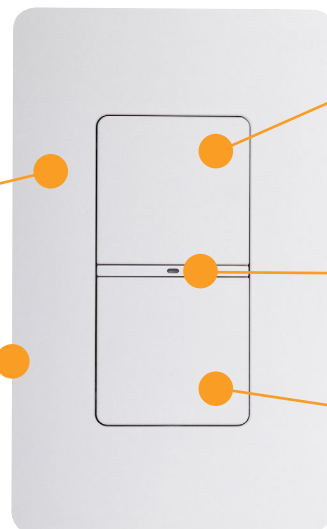
Daintree® WWD2-2 Commercial Wall Dimmer

WWD2-2 Daintree® Wireless Wall Controls provide intuitive dimming lighting control for a variety of commercial applications. The screwless wall plate and decorator design enhances the aesthetic of the architectural design of the space.

Works on Daintree EZ Connect or Daintree Networked Wireless Lighting Controls platforms

Decorator style and screwless wall plate design for a modern appearance

Mounts in-wall or surface mount options



Intuitive & tactile button response for users

White indicator light for added visibility

Face Plates are available in blank, with light icons or can be custom printed

Multi-way operation (up to 4 switches)

Daintree® Wireless Controls are *Simple, Scalable* and *Flexible*



Easy-to-use user interface



Flexible wireless mounting options



Scalable commissioning in Daintree EZ Connect and **upgradable** to Daintree Networked



Smooth **dimming**




Multi-way operation



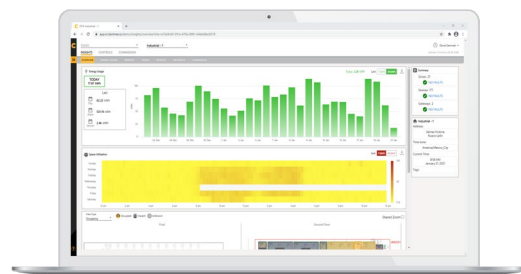
Ideal in **new** or **retrofit** projects

Daintree Wireless lighting controls provide a highly scalable solution to address evolving environmental regulations and transform spaces into intelligent environments for buildings of all sizes. The WWD2-2 lighting dimmer provides personal controls to any lighting space. Users can use the dimmer to adjust light levels to user preference.



The devices provide a clean and modern design that compliment any commercial application. The devices are available in two designs for surface mounting, or in-wall, which allows easy retrofit and ganging in junction box mounting. The multi-way functionality allows up to 4 dimmers to control the room or space for even greater flexibility and control. Buttons are available with standard lighting icons for easy user reference. Blank face plates or custom labeling is also an available option.

WWD2-2 are battery powered wireless devices that are easy to install and commission on either the Daintree EZ Connect app-based room control platform, or can be upgraded to the full-featured Daintree Networked for whole building or multi-site scheduling, reporting, monitoring and troubleshooting.



To learn more about the Daintree® WWD2-2 Commercial Wall Dimmer, contact your sales rep or go to led.com/daintree

