


# INDUSTRIAL **LIGHTING SOLUTIONS**



Current®



# OUR STORY

Current is a versatile, customer-driven lighting solutions company that solves the challenges of people, professionals, businesses and partners around the globe.

Our mission is to meet our customers' varied needs with smart, sustainable lighting solutions that create safer, efficient, inspiring environments.

Our people, products and services are bold in action, outcome driven, and focused on doing right by the customer, the environment and the industry, with unrivaled responsiveness, quality and reliability.

With the industry's widest selection of advanced lighting and intelligent controls, we create safer, efficient, inspired environments powered by smart, sustainable technologies the world needs today and tomorrow.

# OUR PILLARS

*Defined by a commitment to build sustainable lighting solutions for the success of your business.*



### BOLD IN ACTION

Be decisive and curious. Don't wait for permission, and don't be afraid to take risks. We learn and grow from our mistakes as well as victories.



### OUTCOME DRIVEN

If it doesn't get results, don't waste your time doing it. Be specific about what you will deliver, and accountable for delivering it.



### DOING RIGHT

Know what's right and do what's right. We're here to succeed together — with integrity, honesty and pride.




**INDOOR**  
COMMERCIAL



**OUTDOOR**  
COMMERCIAL



**HAZARDOUS**  
APPLICATIONS



**NSF RATED**  
APPLICATIONS

Industrial and warehouse settings require lighting that is controllable, energy efficient, easy to maintain and complies with a variety of building codes. Current's line of innovative commercial indoor fixtures can be used in a variety of operating conditions to meet any specific need.

From area lighting to tunnel lighting and everything in between, Current's outdoor commercial offering provides illumination with superior light on task for a safer more efficient lighting environment.

Hazardous applications require rigorous and reliable products. Current's Hazardous lighting options are perfectly suited for high temperature, wet rated locations and explosive vapor environments. Products range from LED-HID replacement lamps to LED fixtures.

Food preparation and processing applications require lighting products that are fully washable with no visible screws so as to not allow bacteria to grow and contaminate food. Current's offers a selection NSF fixtures as well as LED Tubes for fluorescent retrofit solutions.



# DAINTREE WIRELESS CONTROLS

Current lighting fixtures come with the power of Daintree® Wireless Controls already integrated and pre-installed. That means the advanced technology sensors are built-in for reduced installation labor and a world of functionality options. Choose from three levels of control capability with Daintree One, Daintree EZ Connect and Daintree Networked. It's the system that lets you choose the degree of control you want now, with the option to upgrade in the future.



**STAND ALONE**  
INDEPENDENT LIGHTING CONTROLS  
Integrated High Bay Sensors  
Commissioned with WHR1 Remote



**ROOM BASED**  
CONTROL AISLES OR ZONES  
Simple Room-Based Systems,  
Configured with Mobile App



**NETWORKED CONTROLS**  
BUILDING-WIDE MANAGEMENT  
Single and multi-site network  
that can integrate with BMS systems.  
Scheduling and real-time data with  
Daintree Controls Software



THE INTELLIGENT SOLUTION  
FOR SMART INDUSTRIAL FACILITIES

SIMPLE.  
SCALABLE.  
FLEXIBLE.





***Ideal for any industrial lighting application.***

ALBEO® is an industrial grade brand of LED luminaires. Ideal for a variety of operating conditions, Albeo fixtures offer integrated Daintree® controls to provide additional ease of use, enhanced safety and added operating savings into a wide array of industrial applications.

## HIGH BAY FIXTURES




Albeo's High Bay fixture offering serves a wide range of commercial and industrial applications. High ceiling facilities such as warehouses, factories, gyms, conference halls or anywhere light is needed to cover a large space from more than 20 feet above the ground. Albeo High Bay lighting provides many options to fit any specific need.



## LOW BAY FIXTURES



Albeo's Low Bay fixtures are the perfect fit for commercial and industrial facilities with ceiling heights below 20 feet. Workshops, maintenance garages, assembly lines, public buildings and retail businesses are a few examples of the wide range of spaces where Albeo Low Bay products delivers the efficiency, productivity, and safety you need.



## HAZARDOUS & DEMANDING



Albeo also offers a rugged line of Hazardous & Demanding fixtures. Ideal for areas such as refineries, drilling rigs, petrochemical facilities, and other heavy industrial areas where flammable vapors, gases or ignitable dusts or fibers are present. Additional NSF rated products are available for food & beverage facilities.



View the full ALBEO line at  
▶ [LED.com](https://www.led.com)

Current





## AREA & SITE LIGHTING



Evolve Area and Site lighting provide modular design, multiple optical pattern options, added safety measures with surge protection up to 10kV and they can dramatically reduce energy consumption, maintenance costs and downtime.



## FLOOD LIGHTING



Evolve Flood lights bring the security and safety of superior illumination to a range of outdoor locations. With a great look, performance and durability, these fixtures offer versatility while meeting your outdoor lighting requirements. Evolve floodlights are designed for parking lots, buildings and grounds, façades, industrial yards, recreational areas, billboards and other general purpose area lighting applications.



## HAZARDOUS & DEMANDING




Evolve's Hazardous Flood Lights meet UL844 standards and are perfect for heavy industry locations requiring Class I, II or III safety compliance. Engineered for long life and superior performance, their robust design and manufacturing process ensure ironclad reliability for years in the most demanding environments.

# EVOLVE®

***Ideal for area, flood, tunnel, roadway and other commercial outdoor lighting applications.***

EVOLVE® is a commercial and industrial line of outdoor LED luminaires. With a wide range of product to cover numerous outdoor applications, Evolve provides enhanced safety and efficiency for every exterior environment.



View the full EVOLVE line at  
[LED.com](http://LED.com)

Current





# LAMPS

***Efficient, long-lasting replacements for traditional lighting.***

Our lamp portfolio traces its beginnings back over 100 years ago to Thomas Edison, who founded the company that became General Electric. Over a century ago GE invented the first outdoor electric lighting. That legacy is still present today built on the engineering breakthroughs and innovation that have shaped the lighting industry and illuminate the world.



View our lamp portfolio at  
▶ [LED.com](https://www.led.com)

## GENERAL REPLACEMENT LAMPS

With the switch of a lamp, our comprehensive offering of precision-engineered LED replacements easily and quickly turn LFL, HID and most any other existing fixtures into high performance lighting solutions. Our lamp portfolio's large product offering in LED HID replacement lamps, LED replacement tubes, and LED replacement lamps offer a low cost, low maintenance solution to converting to LED.



## HAZARDOUS & DEMANDING



Our hazardous lamp portfolio provides UL Type B LED HID products for hazardous locations with industry-leading light output, efficiency, versatility and durability in places where flammable vapors and gases may be present in UL approved hazardous fixtures. The quality and reliability of these lamps, including an EX39 adapter with every purchase, set us apart from the competition. NSF splash zone and food zone rated indoor LED tubes are also available to meet all application needs for food processing plants and packaging areas.



## TRADITIONAL LAMPS

Our traditional lamp portfolio has been providing the highest quality and most reliable traditional lamps for over a century. We continue to offer Compact and Linear Fluorescent, Incandescent, Halogen and HID lamps to fit your traditional lighting needs.



Current



# OUR BRANDS



## **Daintree®**

Build intelligent environments with our innovative line of advanced lighting controls and powerful energy management applications.



## **Albeo®**

Innovative industrial LED luminaires for use in a variety of operating conditions. Ideal for any industrial lighting application.



## **Evolve®**

Outdoor luminaires for roadway, area, flood, tunnel, and other commercial outdoor lighting applications.



## **Lamps & Tubes**

LED Tubes and Lamps are a smart, efficient and long-lasting solution to replace traditional lighting.