



make it shine. make it pop.

make it yours.

Choose from our available Litecontrol paint finishes or select a custom color to perfectly complement the textures and colors in your space.

SEE BACK FOR COMPLETE LIST OF PRODUCT FINISH OPTIONS



EARTHGRAIN FINISHES



Maple (MPL)
DS708 - 1201/03



Oak (OAK)
DS716 - 2502/01



Cherry (CHR)
DS733 - 1401/01



Custom
Earthgrain

LITECONTROL FINISHES



Matte
White (C1)
White, Smooth
(WHS)



Textured Matte
White (C2)



Light
Silver (C3)



Machined
Aluminum (C4)
Gray, Smooth
(GSY)



Carbon Black
(C5)
Black, Smooth
(BLS)



Textured
Carbon Black
(C6)




Custom
Color (CC)


AIRA CROSSBAR INSERT FINISHES




White (RWHS)




Black Textured
(RBL)




Graphite (RGT)



Pink Panache (RPP)



Copper (RCOS)



Grasshopper (RGH)

CHECK BELOW FOR A COMPLETE LIST OF OUR PRODUCT FINISH OFFERINGS

	Earthgrain (Maple, Oak, Cherry)	Matte White (C1) White, Smooth (WHS)	Textured Matte White (C2)	Light Silver (C3)	Machined Aluminum (C4) Gray, Smooth (GYS)	Carbon Black (C5) Black, Smooth (BLS)	Textured Carbon Black (C6)	Custom Color (CC)	Anti-Microbial Matte White (AMW)	Non Powder Coated (NPC)
Aira	✓	✓			✓	✓		✓		
Bend		✓			✓	✓		✓		
Cove30		✓								✓
MODw		✓		✓		✓		✓		
MODx	✓	✓	✓	✓	✓	✓	✓	✓		
Nelo		✓	✓	✓	✓	✓	✓	✓		
Note		✓	✓	✓	✓	✓	✓	✓		
Ryvl		✓						✓	✓	
SAE101		✓	✓	✓	✓	✓	✓	✓		
Stance	✓	✓			✓	✓		✓		
20L		✓								

Contact your sales or customer service representative to order physical samples.

