

# LIGHTGRID<sup>+</sup>

WIRELESS OUTDOOR LIGHTING SYSTEM

Current 







# LIGHTGRID<sup>+</sup>

## Monitor, Manage and Measure Outdoor Lighting Wirelessly

Current's LightGRID+ wireless outdoor lighting management platform provides insight into the operation of entire sites. Whether used for roadway lighting, an office park, a university campus, an airport parking structure, or an entire campus, LightGRID+ has the software and hardware solutions needed to monitor, manage and measure the success of the project.

### Table of Contents

4	<b>The Value of LightGRID+</b>	10	<b>Platform Products</b>
6	<b>Application Solutions</b>	13	<b>Code Compliance</b>
8	<b>LightGRID+ Architecture</b>	14	<b>Application Guide</b>



# Safety First

Keeping outdoor areas safe is paramount to communities. Well-designed and well-maintained luminaires are costly and important assets for any outdoor or public installation. Without maintenance, lighting can become a liability. In the past, expensive labor and equipment were needed to ensure safety, beyond just energy costs. Using the Manage, Monitor and Measure concepts, the LightGRID+ wireless outdoor lighting control system builds on the energy and maintenance savings of an LED lighting installation by reducing money wasted on “lights out” calls, maintenance crew sweeps, as well as control strategies that exceed today's code requirements.



## Versatile Operation with Peace of Mind

LightGRID+ enterprise software suite offers real-time asset management using customizable maps and dashboard-driven pages, to get immediate visual confirmation of safe operation status, energy savings, and peak efficiency.




## Invaluable Insights

Data generated by LightGRID+ advanced energy management tools, revenue-grade metering and 24/7 diagnostic reporting with configurable alert notifications, can be used to improve the bottom line by managing key lighting control strategies.



## Unparalleled Scalability and Flexibility

LightGRID+ provides the ability to monitor, manage, and meter a vast number of lighting assets creating an optimized, resilient lighting infrastructure.



## Open Connectivity

LightGRID+ uses a highly secure wireless network to ensure critical data is locked down. The software can be reliably integrated with 3rd party systems to combine technologies when needed.

# LightGRID+ Core Capabilities

## Manage

Setup and code compliance are simple using the LightGRID+ software suite. Lights with wireless nodes are placed on maps or site plans and configured to meet code.

## Monitor

No more calls about a luminaire being out – you know it first. The LightGRID+ system provides 24/7 monitoring of each luminaire with alarm notifications via SMS or email.

## Measure

Revenue-grade metering enables you to determine just how much energy is being consumed by individual luminaires, sites or an entire city.





# LightGRID+ Delivers Solutions for Any Outdoor Application

The LightGRID+ platform offers lighting control solutions for virtually any outdoor application. From parking lots to smart cities, LightGRID+ has proven robustness and scalability provides cost-effective and flexible solutions that meet application requirements and energy codes, maximizes energy savings and simplifies outdoor lighting operations.



## Parking Lot

- Astronomical time-clock scheduling
- Scheduled-based dimming with motion control
- Supports high/low trim settings



## Parking Deck

- Motion sensor controlled zones/levels
- Photocell control of perimeter zones
- Entry adaptation zone lighting control



## Smart Campus Lighting

- Supports very large scale networks
- Provides integration of other device types - water & sewer meters, gun shot detectors, etc.
- Supports and responds to external signals (e.g. Demand Response)



## Roadway and Outdoor Area Lighting


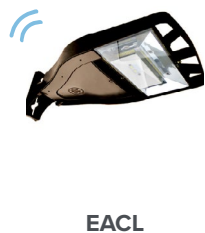
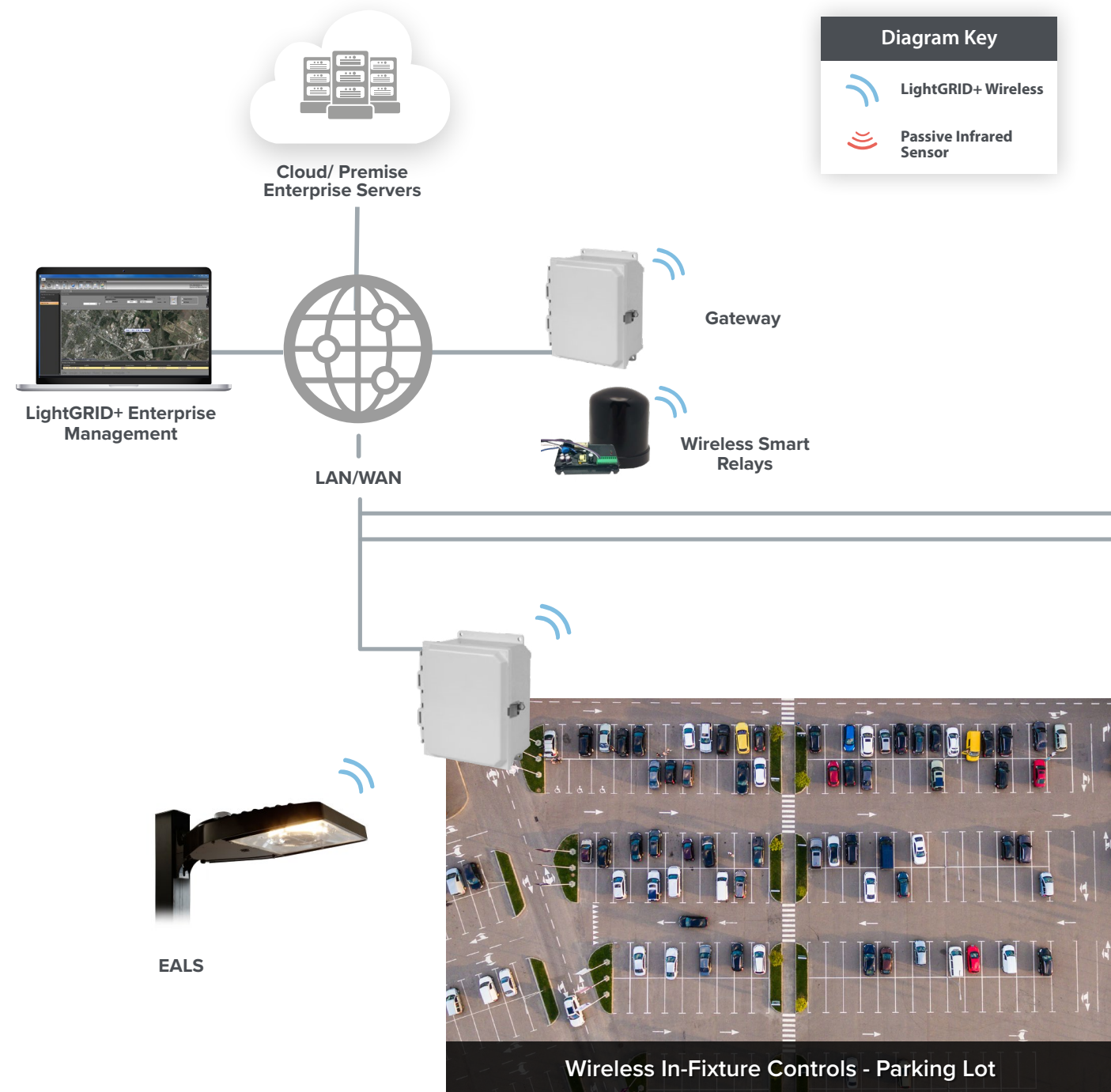
- Large scale, multi-site management with dashboard analytics
- Revenue-grade energy metering
- Automatic generation of energy usage reports





# LightGRID+ Architecture

LightGRID+ provides a seamless, code compliant lighting control solution using wireless technology. Wireless modules control the luminaires and communicate over the air to a LightGRID+ Gateway. The LightGRID+ Gateways monitor the health of the modules and retrieve metering information. The LightGRID+ Enterprise Server retrieves information from the Gateways over a standard Ethernet/Cellular network and presents that information in a customized dashboard.







# Fixture Modules



## External Fixture Module

- On/Off control with full-range dimming
- Compliant with ANSI C136-41 (7 & 5 pin) twist-lock receptacles
- Internal photocell for out of the box operation



## Internal Fixture Module

- On/Off control with full-range dimming
- 5 Digital / analog low voltage inputs for motion sensors, photocells, and low voltage switches
- 2 Digital low voltage outputs for driving external devices (e.g. lighting contactors)

# Zone Control



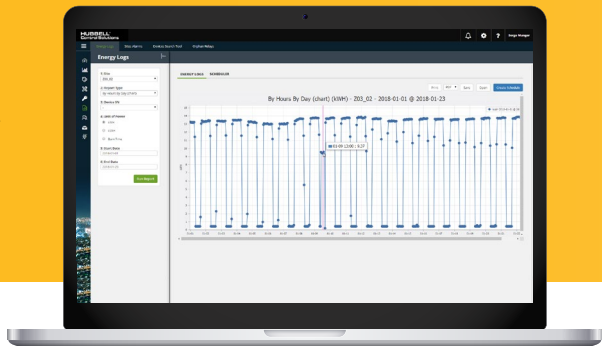
## Gateway

- Autonomously manages up to 500 modules
- Astronomical & fixed time scheduling
- Supports network connectivity via Ethernet connection or optional cell modem.

# Enterprise Multi-Zone Control & Management

## LighGRID+ Enterprise

A powerful server solution that can handle a vast, city-wide network of nodes. Enterprise conveniently combines the information from multiple gateways to provide network-wide data analytics on energy usage and system activity. The LightGRID+ Enterprise Server software features an easy-to-use, web browser-based GUI interface with customizable dashboard, and the server software can be installed on premise or made available as a hosted Software as a Service (SaaS) solution.



# Accessories



## External Photocell

- On/Off photocell
- Pre-programmed for out-of-the-box photocell operation
- On/Off lighting circuit control with 0-10V full-range dimming



## Low Voltage Motion Sensors

- Digital Passive Infrared (PIR) sensor
- High/low area detection options
- End-mount and surface-mount versions
- Bluetooth versions available
- IP65 and low-temperature operation



## Low Voltage Wall Switches

- Attractive, architecturally pleasing design
- Momentary and latching versions available
- 1-3 buttons





LightGRID+-enabled luminaires provide you the breadth and flexibility to address all your project requirements today and in the future. **For luminaires with LightGRID+ options please visit [LED.com](http://LED.com)**





# Code Compliance at Every Level of Scalability

LightGRID+ software efficiently meets stringent energy codes and improves safety and performance over time. Using visual tools, including site maps, icons, and navigation tools, LightGRID+ can remotely and securely manage multiple sites from anywhere. The hardware at each light is minimal, and uses industry-standard twist-lock modules and rugged gateways.

	ENERGY CODES			LightGRID+ SOLUTIONS	
	ASHRAE 90.1-2019	IECC-2021	TITLE 24 PART 6-2019	 Modules	 Gateway
O U T D O O R					
Daylight OFF	9.4.1.4(a)	C405.2.7.1	130.2(c) 1	✓	✓
Astronomical Timeclock	9.4.1.4(b)	C405.2.7.4	130.2(c) 2	✓	✓
Motion	9.4.1.4(c.2), 9.4.1.4(d)	C405.2.7.3.1.3, C405.2.7.3.2	130.2(c) 3	✓	✓
Curfew	9.4.1.4(c.1)	C405.2.7.3.1.1, C405.2.7.3.1.2	-	✓	✓
Demand Response	-	-	-	Contact Closure	BACnet IP
BMS Integration	-	-	-	Contact Closure	BACnet IP



**Continuous Daylighting**  
Automatically turns the lights off based on the amount of daylight



**Curfew**  
Automatically turns lights down to a reduced level during specific hours of the day



**Scheduling/Time Clock**  
Controls light levels based on sunrise/sunset and project location



**Demand Response**  
A defined temporary reduction of lighting load or load shedding in response to a request from an energy authority such as a utility or regional transmission operator



**Motion**  
Automatically turns lights down to a reduced level after all occupants leave the area



**BMS Integration**  
The data exchange for control and monitoring from a facilities Building Management System or Energy Management System using a common protocol such as BACnet®

# Comprehensive Support Options to Meet Project Needs

## Contact Us

Call (800) 888-8006 and select one of the options listed above

Tech Support Hours: 7:00am - 7:00pm EST, Monday - Friday

**Quotes, Applications, Layouts and Submittal Requests:**  
controls-Design@currentlighting.com

**Technical Support (troubleshooting, specifications, programming):**  
controls-tech@currentlighting.com



**Option 1**  
Tech Support



**Option 2**  
Field Commissioning

## Phone and Online Support

While it is our goal to provide you with intelligent, simple and scalable control solutions, customer experience level and project complexity may necessitate additional support during the design development, construction and post-occupancy stages of a project. The support team is available for consultation to evaluate multiple control scenarios to identify the ideal lighting control device or system to meet energy code requirement and customer criteria. Additionally, our team of friendly and experienced professionals is enabled to assist on-site personnel, such as installation contractors, third party integrators, certified field technicians and facilities personnel, to quickly resolve issues and provide additional support.

## Design Services

Our team of lighting control system design professionals are available to provide sensor layouts, networked system design services and third party integration support for new and retrofit projects. Our goal is to provide you with on-time and accurate delivery of design deliverables optimized for your specific application, compliant with local building codes and project specifications.



## On-site Support

Current offers on-site support service to ensure your project goes smoothly. While Current products are designed with simplicity in mind, some projects may benefit from a Certified Field Technician to perform an on-site pre-installation walk-through, after-hours and remote startup assistance, occupant training, sensor tuning, preset programming and other pre/post-occupancy services.



## Warranty

Current provides a 5-year limited warranty for LED luminaires and Lighting Controls devices.

<sup>+</sup>  
RID  
GE  
TH  
LI  
G





ALBEO

ARIZE

DAINTREE WIRELESS CONTROLS

GTX

EVOLVE

IMMERSION

LIGHTGRID

LIGHTSWEEP

LUMINATION

TETRA

**Current - GLI Brands**

25825 Science Park  
Beachwood, OH 44122

**LED.com**

© 2023 Current Lighting Solutions, LLC. All rights reserved. Information and specifications subject to change without notice. All values are design or typical values when measured under laboratory conditions.

(Rev 07/19/23)

**LG-Plus\_GLI\_Brochure**

---