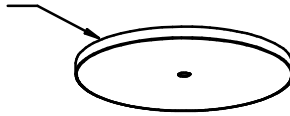



REV	DATE	RECORD	DESN	CHCK
A	03/05	ECO-14175	LA	---
B	05/14/12	EC 120514002	MRH	BCG

020261.50 HARDWARE KIT CABLE NON-FEED, 2"CEILING PLATE, HC,MW
 020262.50 HARDWARE KIT CABLE NON-FEED, 5"CEILING PLATE, HC, MW

NON-FEED CEILING PLATE



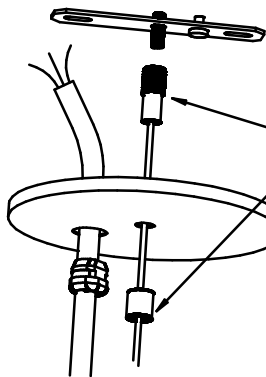
SLIP RING COUPLER



5° MAX DO NOT PULL CABLE IN EXCESS OF 5° FROM CENTER LINE OF GLIDER.

CABLE ASSEMBLY SHIPS SEPARATE

DO NOT OVER-TORQUE SAFETY NUT
 FINGER-TIGHTEN ONLY AND WRENCH-TIGHTEN 1/2 TURN FURTHER, BUT NO MORE



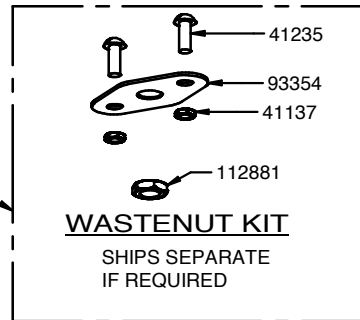
004324.00 WASTE NUT KIT, 1/4NPSM
 KIT COMPONENTS (BAGGED)

SLIP RING COUPLER

SLIP RING COUPLER ALLOWS THE CEILING CANOPY TO BE LOWERED WITHOUT REMOVING THE CABLE HANGER OR DROPPING THE FIXTURE.

SLIP RING ALSO ALLOWS FOR VERTICAL ADJUSTMENT TO COMPENSATE FOR CEILING TILE OF VARYING HEIGHT.

SLIP RING DETAIL



CRITICAL DIMENSIONS

UNSPECIFIED TOLERANCES: INCHES X.X= 0.1 X.XX= 0.03 X.XXX= 0.005 FRACTIONS= 1/64 ANGULAR TOLERANCE= 2	
DIMENSIONS IN INCHES DIMENSIONS IN [] IN MM CONFORMS TO ASME Y14.5M DO NOT SCALE PRINT	DRAWN: LA02/09/05 CHECKED BY: --- --/--/-- ENGINEERING: --- --/--/-- CATALOG NO. ---
<p>THIRD ANGLE PROJECTION</p>	

INST-CBL NONFEED HC

MATERIAL: ---		FINISH: ---		PART NO. ---	
SCALE NTS	SIZE A	DRAWING NO. 020203.00		REV. B	SHT 1 1 SHTS