










-  **WARNING:** Fixtures must be grounded in accordance with local codes or the National Electrical Code. Failure to do so may result in serious personal injury.
-  **WARNING: RISK OF FIRE OR ELECTRICAL SHOCK.** install this kit only in the luminaires that have the construction features and dimensions shown in the photographs and/or drawings. luminaires wiring, power supply, or other electrical parts may be damaged when drilling for installation of retrofit assembly hardware. inspect all wiring and components for damage.
-  **WARNING:** To prevent wiring damage or abrasion, do not expose wiring to edges of sheet metal or other sharp objects.
-  **CAUTION:** Installation of this retrofit assembly requires a person familiar with the construction and operation of LED luminaire electrical systems and the hazards involved./Confier l'installation de ce necessaire de modernisation a une personne connaissant la construction et le fonctionemnet des installations d'eclairage fluorescent et consciente des risques qu'elles comportent.
-  **CAUTION:** Do not alter, relocate, or remove wiring, lampholders, ballasts, or any other electrical components./Ne pas modifier, deplacer ni enlever de cable, de douille de lampe, de ballast ou autre composant electrique.
-  **CAUTION:** Unless otherwise specified, do not make or alter any openings in the compartment of wiring or electrical components during installation of this retrofit assembly. plug all unused openings in the compartment of wiring or electrical components.
-  **CAUTION:** Only the holes indicated in the photographs and/or drawings may be made or altered as a result of kit installation. Do not leave any other open holes in an enclosure of wiring or electrical components.

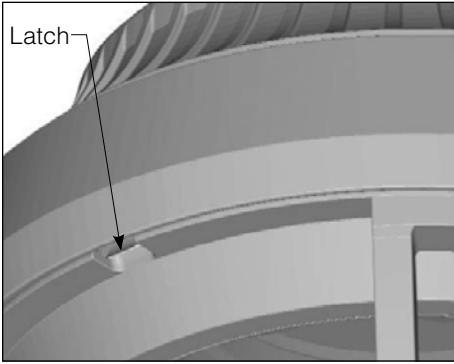
MAINTENANCE: A regularly scheduled maintenance program should be established to retain optimum light output and reduce heat retention. Dusting with a soft, clean, dry cloth is normally sufficient for the reflector. Do Not use alkaline or acid cleaners on reflector surfaces.

NOTE: All wiring must be done by a qualified electrician. **KEEP THIS SHEET FOR FUTURE REFERENCE.**

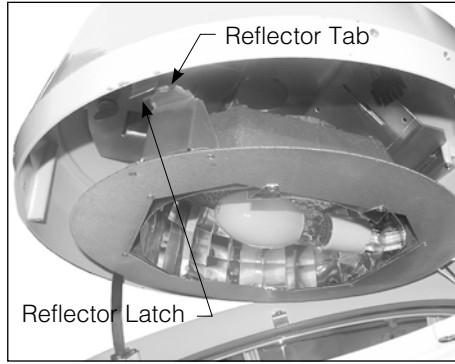
 Make certain electrical supply is **OFF** before starting fixture.

Contents of Kit: (1) LED EmitterDeck®
(1) Driver Assembly

Tools Required: Phillips Screwdriver
Large Flathead Screwdriver



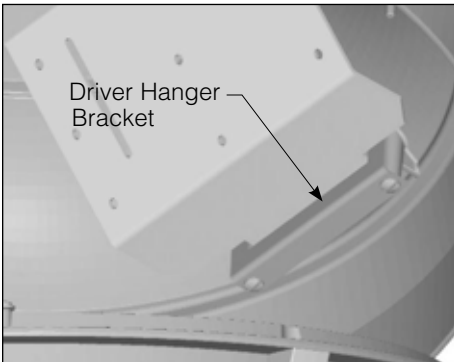
1. Depress latch to open and gently swing down lens frame assembly for EmitterDeck and electronic driver access.




2. Pull on reflector latch to unhook reflector tab. Lower reflector, disconnect wires, and unlock from the rear hanger to remove the reflector.




3. Loosen wing head screw to lower ballast/driver assembly. Disconnect plug halves between the power lead-in and driver assembly and remove.



4. Connect plug halves between the power lead-in and electronic driver assembly upgrade. Insert tab on electronic driver assembly through slot on driver hanger bracket.

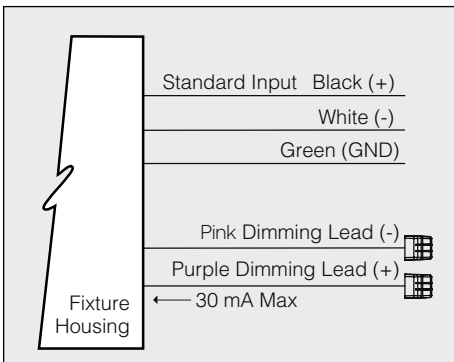


5. Swing electronic driver assembly into fixture and secure with wing-head screw.



6. Connect quick-connect wires between electronic driver upgrade and EmitterDeck® and raise EmitterDeck into housing. Install EmitterDeck as shown on fixture label. Release stop arm & snap to close.

0-10V Dimming



Driver has a 0-10V dimming interface with a dimming range of 10-100%. Is compatible with most control systems. Approved dimmers include Lutron Diva AVTV, Lutron Nova NFTV and NTFTV. Note: Not compatible with current sourcing dimmers. Controls compatible via Pink and Purple dimming lead.



PICOEMITTER LED LUMINAIRE WARRANTY

When properly installed and under normal conditions of use, Kim Lighting warrants PicoEmitter luminaire products ("Product(s)") sold by Kim Lighting to be free from defects in material and workmanship for (i) a period of five (5) years for metal parts, (ii) a period of ten (10) years for exterior housing paint finish(s), and, (iii) a period of six (6) years for LED Light Engines () and, (iv) a period of five (5) years for LED power components (LED Driver, LifeShield Device.), from the date of sale of such goods to the buyer as specified in Kim Lighting shipment documents for each Product(s). Occupancy sensors, surge protectors, dimmers and relay wiring components are covered by the manufacturer's warranty. The buyer agrees to make all claims regarding defects or deficiencies in the Product(s) according to the terms of Kim Lighting's official warranty. Warranty claims must be made in writing according to Kim Lighting procedures existing at the time of the claim. Valid warranty claims must be made within the warranty period specified herein above, and submitted within thirty (30) days of discovery of the damage or defect. No FIELD labor, repair, DISMANTLE, or installation charges are included with this warranty. Kim Lighting may repair or replace any Product(s) covered by this warranty at its sole discretion and in accordance with its procedure. Any unauthorized return, repair, replacement or modification of the Product(s) shall avoid this warranty. This warranty applies only to the use of the Product(s) as intended by Kim Lighting and does not cover any misapplication or misuse of said Product(s), or installation in hazardous or corrosive environments. In no event shall Kim Lighting's total liability for any reason arising hereunder exceed the purchase price paid to Kim Lighting for the product purchased by the buyer hereunder. Contact Kim Lighting for complete warranty language, exceptions, and limitations.

HID-TO-LED UPGRADE KIT WARRANTY

When properly installed and under normal conditions of use, Kim Lighting warrants LED Upgrade Kit products ("Product(s)") sold by Kim Lighting to be free from defects for (i) a period of five (5) years for LED Light Engines (), (ii) a period of five (5) years for LED power components (LED Driver, LifeShield Device), and (iii) for a period of five (5) years for the re-used metal housing components of the existing luminaire from the date of sale of the LED Upgrade Kit to the buyer as specified in Kim Lighting shipment documents for each Product(s). Conditions and limitations of the re-used metal housing component warranty are as follows: 1) Existing luminaire must have been purchased within 15 years prior to the date of sale of the Upgrade Kit, 2) Poles, arms, accessories, and options are excluded, 3) Products installed in harsh or hazardous environments are excluded, 4) Warranty covers defects in material and workmanship in excess of the normal wear and tear to which the luminaire can normally be expected to experience at the judgment of Kim Lighting from the baseline condition of the luminaire at the time of installation and registration of the LED Upgrade Kit, 5) Owner must within 30 days of shipment of the LED Upgrade Kit by Kim Lighting register the project by emailing at least five (5) photo images of at least three (3) upgraded housings to upgrade@kimlighting.com referencing the project name and location, LED Upgrade Kit purchase order number, and approximate purchase date of the existing housing(s). Failure to provide complete registration information within the required 30 days will dissolve the five year housing warranty. 6) Kim Lighting reserves the right to deny the five year metal housing component warranty extension upon review of the submitted product images if the existing/original condition of the product indicates substantially excessive wear and tear beyond normal expectations given the product age. 7) Paint/finish of the fixture housing is excluded from this warranty for fixtures that have been installed for more than ten (10) years prior to the application of LED Upgrade Kit. Occupancy sensors, LED surge protectors, dimmers and relay wiring components are covered by the manufacturer's warranty and are not included as part of Kim Lighting warranty. The buyer agrees to make all claims regarding defects or deficiencies in the Product(s) according to the terms of Kim Lighting's official warranty. Warranty claims must be made in writing according to Kim Lighting procedures existing at the time of the claim. Valid warranty claims must be made within the warranty period specified herein above, and submitted within thirty (30) days of discovery of the damage or defect. No FIELD labor, repair, DISMANTLE, or installation charges are included with this warranty. Kim Lighting may repair or replace any Product(s) covered by this warranty at its sole discretion and in accordance with its procedure. Any unauthorized return, repair, replacement or modification of the Product(s) shall avoid this warranty. This warranty applies only to the use of the Product(s) as intended by Kim Lighting and does not cover any misapplication or misuse of said Product(s), or installation in hazardous or corrosive environments. In no event shall Kim Lighting's total liability for any reason arising hereunder exceed the purchase price paid to Kim Lighting for the product purchased by the buyer hereunder. Contact Kim Lighting for complete warranty language, exceptions, and limitations.