



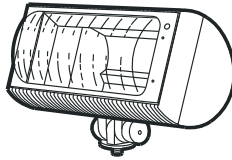
# Lexan Shield / Fixed Hood/ Full Shield Installation Instructions

**⚠ WARNING: Fixtures must be grounded in accordance with local codes or the National Electrical Code. Failure to do so may result in serious personal injury.**  
**KEEP THIS SHEET FOR FUTURE REFERENCE.**

## Fixed Hood Installation Instructions:

### Tool Required:

- 3/32" Allen Wrench
- 1/8" Allen Wrench



AFL10 Series - LS

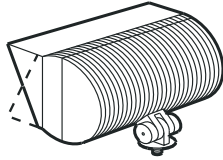
The Lexan Shield mounts directly to the AFL10 Series lens frame.

1. Remove set screws on lens frame, (4) places.
2. Install Lexan Shield with (4) 10-32 x 1/2" socket button head screws.

## Fixed Hood Installation Instructions:

### Tool Required:

- 1/8" Allen Wrench



AFL10 Series - FH

The Fixed Hood mounts directly to the AFL10 Series lens frame.

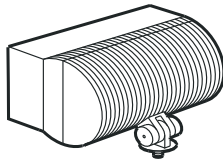
1. Install Fixed Hood by securing four 10-32 x 1/2" mounting screws to the pre-tapped holes located on the AFL10 Series lens frame.

**NOTE:** Fixed Hood can be mounted over the Lexan lens.

## Full Shield Installation Instructions:

### Tool Required:

- 1/8" Allen Wrench



AFL10 Series - FS

The Full Shield mounts directly to the AFL10 Series lens frame.

1. Install Full Shield by securing four 10-32 x 1/2" mounting screws to the pre-tapped holes located on the AFL10 Series lens frame.

**NOTE:** Full Shield can be mounted over the Lexan lens.

---

# Lexan Shield / Fixed Hood/ Full Shield Installation Instructions

---

## KIM LIGHTING LIMITED WARRANTY

When installed in accordance with Kim Installation Instructions and accepted trade practices, the following shall apply:

### General Product Limited Warranty Coverage

All materials and component parts used in the manufacture of Kim Products, are warranted to be free from defects of material and/or workmanship for a period of 1 year from date of sale, with the following exceptions:

### Auxiliary Equipment

All auxiliary equipment (such as lamps, ballasts, and transformers) provided by and/or included in Kim Products shall carry the component manufacturer's warranty.

### Copper and Bronze Landscape Components

Copper and Bronze Landscape fixture components shall be warranted against defects of material and/or workmanship, and failure due to corrosion, for a period of 25 years from date of sale.

### Composite In-Grade Components

Composite In-Grade fixture components installed below grade, shall be warranted against defects of material and/or workmanship, and failure due to corrosion, for a period of 7 years from date of sale.

### Aluminum Landscape Components

Aluminum Landscape fixture components not in direct contact with soil, shall be warranted against defects of material and/or workmanship for a period of 3 years from date of sale. Aluminum fixture components in direct contact with soil shall be warranted from defects of material and failure from corrosion for a period of 1 year from date of sale.

### Limit of Liability and General Conditions

Only products which are installed, used and maintained in accordance with applicable Kim instructions, specifications and accepted trade practices, are covered by the Kim Warranty. During the warranty period, with proof of purchase, Kim will repair or replace with the same or similar product, at Kim's option, without charge. Labor costs are the owner's responsibility and are excluded from this warranty. This warranty is void if the product is modified, tampered with, misapplied, poorly installed, improperly maintained, or subjected to abnormal conditions.

Repair or replacement as provided under this warranty is the exclusive remedy of the purchaser. This warranty is in lieu of all other warranties, expressed or implied, including any implied warranty of fitness for a particular application. Kim Lighting shall not be liable to the purchaser for indirect or consequential damages.