



ERA® Swept Arm Tenon Mount - HA03L/HA03S Installation Instructions

⚠ WARNING: Fixtures must be grounded in accordance with local codes or the National Electrical Code. Failure to do so may result in serious personal injury.

MAINTENANCE: A regularly scheduled maintenance program must be established to insure paint coating is intact, corrosion or structural damage has not occurred, and all mounting arms, rods, nuts and bolts are tight.

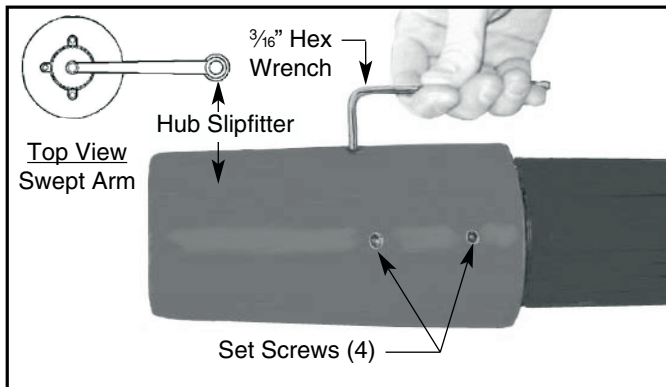
NOTE: All electrical work must be done by a qualified electrician. KEEP THIS SHEET FOR FUTURE REFERENCE.

Tenon Requirements:	Fixture	Tenon / Size
	RA17	Steel / 2" (2 ³ / ₈ " O.D.) x 4" Min.
	RA25	Steel / 2 ¹ / ₂ " (2 ⁷ / ₈ " O.D.) x 4" Min.

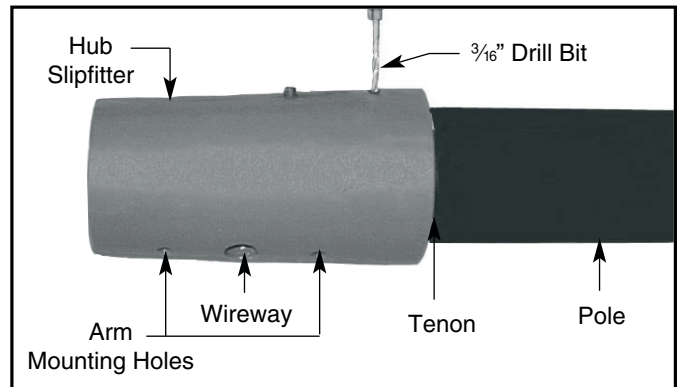
Tools Required: Flat Head Screwdriver Torque Wrench 3/8" Drill 3/16" Drill Bit
 1/8" Hex Wrench 3/16" Hex Wrench

For RA17 Fixture 3/16" 6- or 12- Point Deep (2" Min.) Socket 12" (Min.) Long Socket Extension
 For RA25 Fixture 3/4" 6- or 12- Point Deep (2" Min.) Socket 20" (Min.) Long Socket Extension

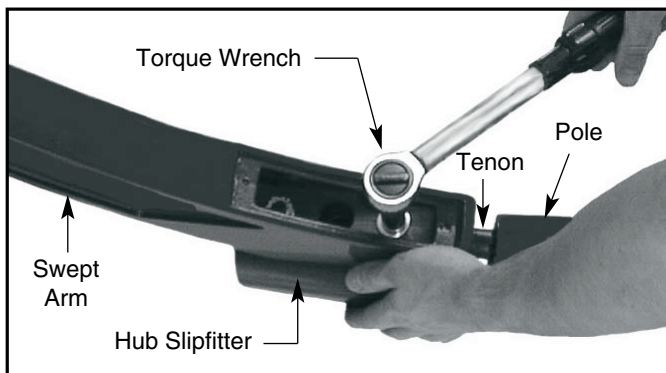
Installation Instructions: ⚠ Make certain electrical supply is **OFF** before starting fixture installation.



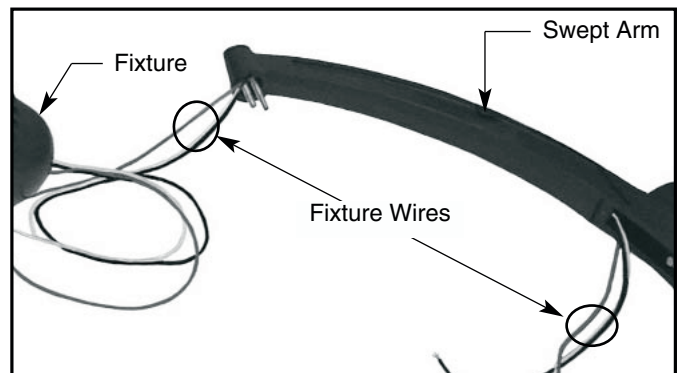
1. Slide hub slipfitter over tenon. **Important!** Orient slipfitter mounting holes in direction of Swept Arm assembly and tighten (4) set screws using a 3/16" hex wrench. (See "top view" above.)



2. Remove and drill recess for each of the bottom set screws. Use a 3/16" drill bit. Replace set screws and tighten until hub is secure.




3. Install swept arm to hub with (2) bolts, tighten to 20 ft.-lbs.

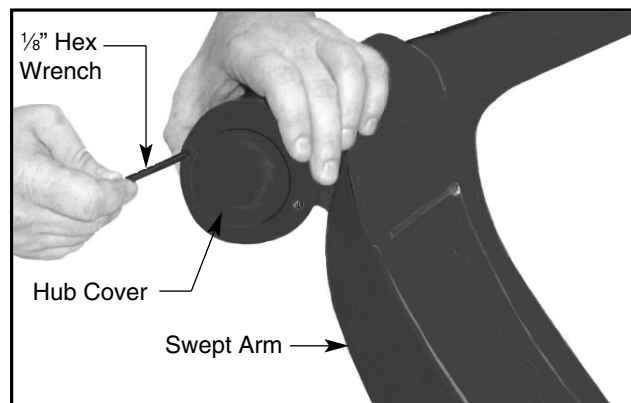


4. Install fixture to swept arm. Pull wire through swept arm and out arm access opening. Push wire into pole and out the top of the slipfitter.

ERA® Swept Arm Tenon Mount - SAS / SAL Installation Instructions



5. Using a fish tape pull wire from fitter top to pole handhole. Install access cover and secure with screws.



6. Install hub cover and secure with screws.

KIM LIGHTING LIMITED WARRANTY

When installed in accordance with Kim Installation Instructions and accepted trade practices, the following shall apply:

General Product Limited Warranty Coverage

All material and component parts used in the manufacture of Kim Products, are warranted to be free from defects of material and/or workmanship for a period of 1 year from date of sale, with the following exceptions:

Auxiliary Equipment

All auxiliary equipment (such as lamps, ballasts, and transformers) provided by and/or included in Kim Products shall carry the component manufacturer's warranty.

Copper and Bronze Landscape Components

Copper and Bronze Landscape fixture components shall be warranted against defects of material and/or workmanship, and failure due to corrosion, for a period of 25 years from date of sale.

Composite In-Grade Components

Composite In-Grade fixture components installed below grade, shall be warranted against defects of material and/or workmanship, and failure due to corrosion, for a period of 7 years from date of sale.

Aluminum Landscape Components

Aluminum Landscape fixture components not in direct contact with soil, shall be warranted against defects of material and/or workmanship for a period of 3 years from date of sale. Aluminum fixture components in direct contact with soil shall be warranted from defects of material and failure from corrosion for a period of 1 year from date of sale.

Limit of Liability and General Conditions

Only products which are installed, used and maintained in accordance with applicable Kim instructions, specifications and accepted trade practices, are covered by the Kim Warranty. During the warranty period, with proof of purchase, Kim will repair or replace with the same or similar product, at Kim's option, without charge. Labor costs are the owner's responsibility and are excluded from this warranty. This warranty is void if the product is modified, tampered with, misapplied, poorly installed, improperly maintained, or subjected to abnormal conditions.

Repair or replacement as provided under this warranty is the exclusive remedy of the purchaser. This warranty is in lieu of all other warranties, expressed or implied, including any implied warranty of fitness for a particular application. Kim Lighting shall not be liable to the purchaser for indirect or consequential damages.



How may we serve you better?
Please let us know. Visit our website at:
www.kimlighting.com
Your concerns are important to us.