

ERA® Collection Pole Drilling - HA14L / HA14S

Installation Instructions For Mounting Fixtures on Poles By Others

⚠ WARNING: Fixtures must be grounded in accordance with local codes or the National Electrical Code. Failure to do so may result in serious personal injury.

MAINTENANCE: A regularly scheduled maintenance program must be established to insure paint coating is intact, corrosion or structural damage has not occurred, and all mounting rods, nuts and bolts are tight. Failure to do so could lead to damage or serious personal injury. **KEEP THIS SHEET FOR FUTURE REFERENCE.**

The following is the information required for the pole vendor to figure the pole strength and size of pole.

NOTE: KIM Lighting assumes no responsibility for pole strength or size of poles by others.

SIDE POLE NEO-CLASSIC ARM - LARGE 16 lbs. Arm Only

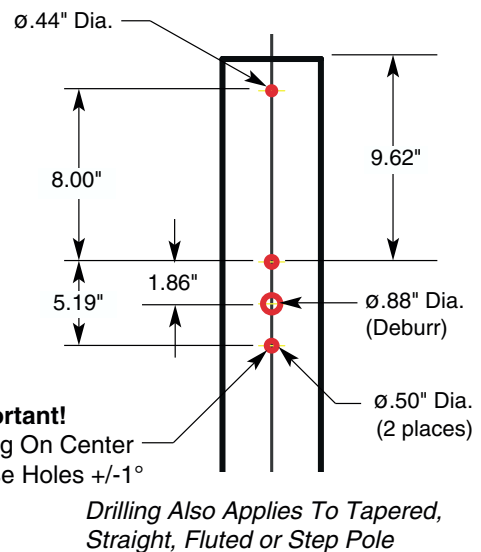
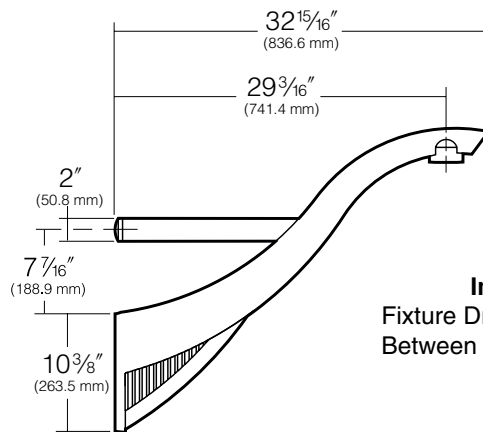
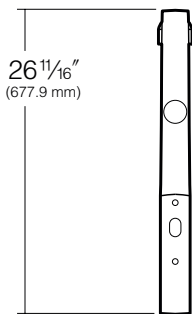
HA14L - For KIM Fixtures:

RA25 - 80 lbs.

AE21 - 46 lbs.

BE21 - 46 lbs.

LE26 - 92 lbs.



SIDE POLE NEO-CLASSIC ARM - SMALL 10 lbs. Arm Only

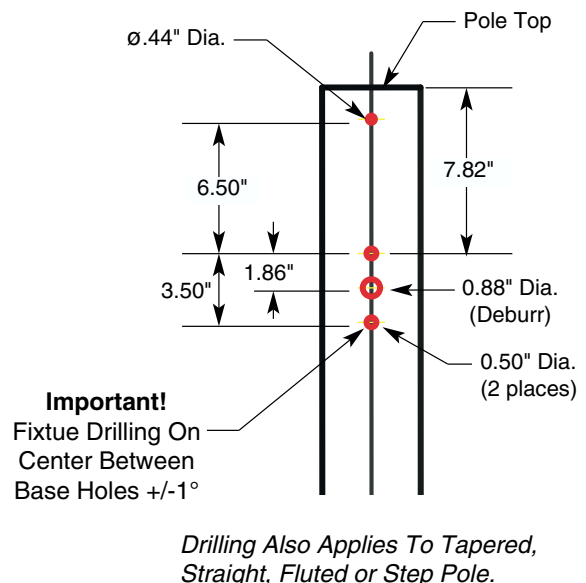
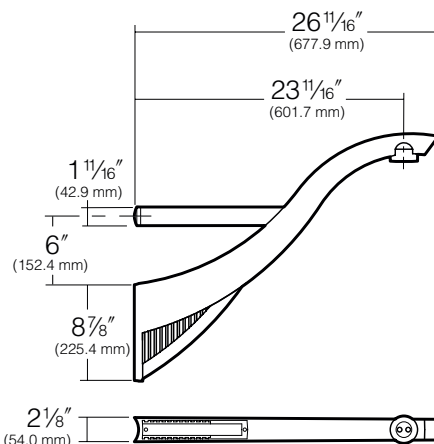
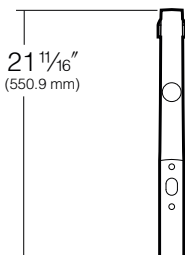
HA14S - For KIM Fixture:

RA17 - 49 lbs.

AE17 - 26 lbs.

BE17 - 26 lbs.

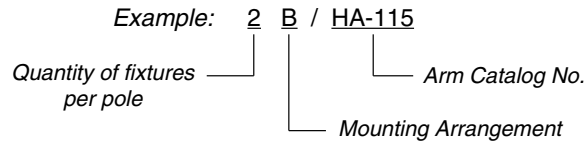
LE19 - 45 lbs.



ERA® Collection Pole Drilling - HA14L / HA14S

Installation Instructions For Mounting Fixtures on Poles By Others

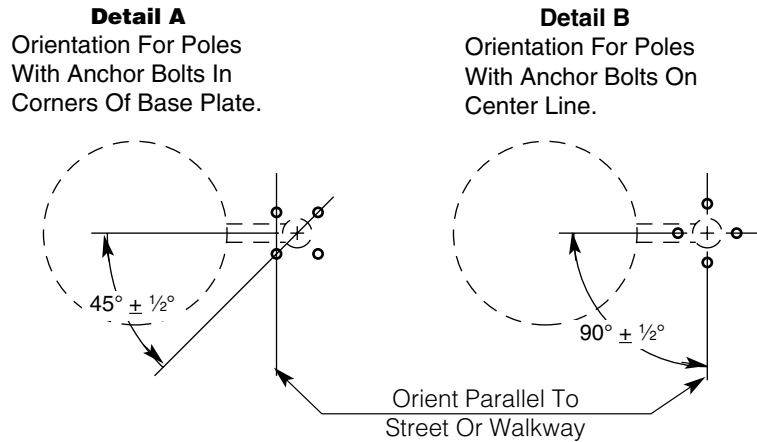
Fixture mounting arrangements: The desired mounting arrangement will determine the required position of drilling on pole by others. Mounting arrangement is determined by KIM catalog number.



- 1A Drilling shown for fixture mounting "A"
- 2B For fixture mounting "B"
Drilling shown typical 2 places at $180^\circ \pm 1^\circ$
- 3Y For fixture mounting "Y"
Drilling shown typical 3 places at $120^\circ \pm \frac{1}{2}^\circ$
- 4C For fixture mounting "C"
Drilling shown typical 4 places at $90^\circ \pm \frac{1}{2}^\circ$

Mounting Cat. No.: Arm / Fixture EPA:	1A	2B	3Y	4C
Large				
HA14L - RA25	2.6	5.2	6.4	6.9
HA14L - AE21 / BE21	2.5	5.0	6.1	6.5
HA14L - LE26	2.6	5.2	6.4	6.9
Small				
HA14S - RA17	1.7	3.4	4.2	4.5
HA14S - AE17/ BE17	1.6	3.2	3.9	4.2
HA14S - LE19	1.9	3.8	4.8	5.3

Note: For proper drilling be sure to note fixture orientation to anchor bolts. Select one of the orientations suited to your pole and keep consistent for all poles the same. Drawings below show proper orientation for fixture mounting arrangement "A". Arrangements "B", "C", and "Y" are typical.



KIM Lighting shall supply fixture, support arm and fixture mounting hardware. All others shall be supplied by pole vendor.

ERA® Collection Pole Drilling - HA14L / HA14S

Installation Instructions For Mounting Fixtures On Poles By Others

Below is the information you must furnish KIM Lighting so we can supply the proper support arm for mounting KIM fixtures to poles by others.

POLE SIZE:

	Item Number	Type	Bottom (Spec. O.D. or Sq.)	Top (Spec. O.D. or Sq.)	Height	Wall Thickness	No. of Fixtures Per Pole	Quantity of Poles
1.	<input type="text"/>	<input type="text"/>	<input type="text"/>	<input type="text"/>	<input type="text"/>	<input type="text"/>	<input type="text"/>	<input type="text"/>
			X	X	X			
2.	<input type="text"/>	<input type="text"/>	<input type="text"/>	<input type="text"/>	<input type="text"/>	<input type="text"/>	<input type="text"/>	<input type="text"/>
			X	X	X			
Example:	1	EE	4" O.D.	4"	30"	.250	2	15

Fill in the information below and return a copy to KIM Lighting.

Send Copy To:

Job Name: _____
 Pole Vendor: _____
 KIM Invoice No.: _____
 Date: _____

KIM Lighting
 P.O. Box 60080
 16555 E. Gale Ave.
 City of Industry, CA 91716-0080
 Phone: 626/968-5666
 FAX: 626/330-3861

KIM LIGHTING LIMITED WARRANTY

When installed in accordance with Kim Installation Instructions and accepted trade practices, the following shall apply:

General Product Limited Warranty Coverage

All material and component parts used in the manufacture of Kim Products, are warranted to be free from defects of material and/or workmanship for a period of 1 year from date of sale, with the following exceptions:

Auxiliary Equipment

All auxiliary equipment (such as lamps, ballasts, and transformers) provided by and/or included in Kim Products shall carry the component manufacturer's warranty.

Copper and Bronze Landscape Components

Copper and Bronze Landscape fixture components shall be warranted against defects of material and/or workmanship, and failure due to corrosion, for a period of 25 years from date of sale.

Composite In-Grade Components

Composite In-Grade fixture components installed below grade, shall be warranted against defects of material and/or workmanship, and failure due to corrosion, for a period of 7 years from date of sale.

Aluminum Landscape Components

Aluminum Landscape fixture components not in direct contact with soil, shall be warranted against defects of material and/or workmanship for a period of 3 years from date of sale. Aluminum fixture components in direct contact with soil shall be warranted from defects of material and failure from corrosion for a period of 1 year from date of sale.

Limit of Liability and General Conditions

Only products which are installed, used and maintained in accordance with applicable Kim instructions, specifications and accepted trade practices, are covered by the Kim Warranty. During the warranty period, with proof of purpose, Kim will repair or replace with the same or similar product, at Kim's option, without charge. Labor costs are the owner's responsibility and are excluded from this warranty. This warranty is void if the product is modified, tampered with, misapplied, poorly installed, improperly maintained, or subjected to abnormal conditions.

Repair or replacement as provided under this warranty is the exclusive remedy of the purchaser. This warranty is in lieu of all other warranties, expressed or implied, including any implied warranty of fitness for a particular application. Kim Lighting shall not be liable to the purchaser for indirect or consequential damages.