

Dual-Lite Central Lighting Inverter Single Phase System Ratings

Quick Reference Guide


Synchron						
VA/Watts ¹	400	525	750	1000	1500	2100
Power Factor Range	.8 Lead to .75 Lag					
Input/Output Voltage	120/20 or 277/277					
System DC Voltage	36	36	72	72	72	96

Spectron LSN (1.0 – 6.6 KVA/KW)							
KVA/KW ¹	1.0	2.0	2.7	3.7	4.8	5.5	6.6
Power Factor Range	.8 Lead to .75 Lag						
Input Voltage	Input VAC: 120, 208, 240, 277, 347						
Output Voltage	Output VAC: 120, 240, 277, 347, 120/240, 120/277						
System DC Voltage	96						

Spectron LSN (8.3 – 17.5 KVA/KW)					
KVA/KW ¹	8.3	10.0	12.5	15.0	17.5
Power Factor Range	.8 Lead to .75 Lag				
Input Voltage	Input VAC: 208, 240, 277, 347				
Output Voltage	Output VAC: 120, 240, 277, 347, 120/240, 120/277				
System DC Voltage	144				

(1) Watts and KW rated at unity power factor.

The Dual-Lite
Preventive Maintenance Service Contract
may be purchased from:




Current 

Current Lighting Solutions, LLC
701 Millennium Blvd.
Greenville, SC 29607

currentlighting.com/dual-lite

© 2022 HLI Solutions, Inc. All rights reserved. Information and specifications subject to change without notice. All values are design or typical values when measured under laboratory conditions.

Rev 05/24/22
central_lighting_inverters_R01



Central Lighting Inverter

Preventive Maintenance Program

Keep Your Central Lighting Inverter In
“Emergency Ready” Condition

Outstanding Quality And Features From A Leading Supplier of Life Safety Products...

Dual-Lite—the most widely recognized emergency lighting brand — now offers a Preventive Maintenance Program for every need and budget. When you rely on Dual-Lite for your preventative maintenance, you entrust it to a company that:

- Since 1940 has supplied quality life safety products
- Added central lighting inverters to its product line in 1957
- Manufactures all single-phase central lighting inverters in the United States
- Provides central lighting inverters with the highest efficiency ratings
- Supplies central lighting inverters with full system watts capacity
- Offers three different and distinct battery choices
- Includes a factory start-up with all central lighting inverters
- Has a standard two-year factory warranty against defects in material and workmanship




Preventive Maintenance Program

The Preventive Maintenance Program provides additional system warranty coverage past the standard factory warranty.

1-YEAR WARRANTY	2-YEAR WARRANTY	3-YEAR WARRANTY
PMP-A1 Additional 1-year warranty, and 1-year service coverage, weekdays, Monday through Friday, 8:00 AM to 5:00 PM EST.	PMP-A2 Additional 2-year warranty, and 2-year service coverage, weekdays, Monday through Friday, 8:00 AM to 5:00 PM EST.	PMP-A3 Additional 3-year warranty, and 3-year service coverage, weekdays, Monday through Friday, 8:00 AM to 5:00 PM EST.
PMP-B1 Additional 1-year warranty, and 1-year service coverage, 24 hours/day, seven days/week (no holidays).	PMP-B2 Additional 2-year warranty, and 2-year service coverage, 24 hours/day, seven days/week (no holidays).	PMP-B3 Additional 3-year warranty, and 3-year service coverage, 24 hours/day, seven days/week (no holidays).
PMP-C1 Additional 1-year warranty, and 1-year service coverage, 24 hours/day, seven days/week including holidays.	PMP-C2 Additional 2-year warranty, and 2-year service coverage, 24 hours/day, seven days/week including holidays.	PMP-C3 Additional 3-year warranty, and 3-year service coverage, 24 hours/day, seven days/week including holidays.

Please Note:

- The Preventive Maintenance Program warranty service includes the electronics unit and the enclosure. Batteries are covered under a separate warranty plan and are not included in the Preventative Maintenance Program.
- If the standard factory warranty expires before an extended Preventive Maintenance Program plan is selected, Dual-Lite will schedule a site evaluation, at additional customer cost, to determine what is needed to restore the system to factory specifications. Parts and labor required to restore the system to factory specifications will also be charged at additional cost.



Preventive Maintenance: The Key To Emergency Preparedness

In addition to emergency service, our Dual-Lite factory trained technicians will visit the central lighting inverter site once a year and perform the following services:

- Inspect all battery connections (battery to battery, and battery to terminal block) for the presence of corrosion. Clean and retighten all connections to factory specifications
- Check and recalibrate the charger output voltage and current settings
- Check the input and output parameters
- Check the cooling fans
- Exercise all circuit breakers
- Run a system performance check by simulating an input power outage and discharging the batteries to 87.5% of nominal voltage
- During the system performance check, take periodic battery readings to determine battery array capability for stated system run time
- Verify the operation of all installed options and remote panels
- Clean the inside and outside of all system cabinets
- Provide a list of any and all items that could possibly prevent the unit from performing its intended function during a power outage

