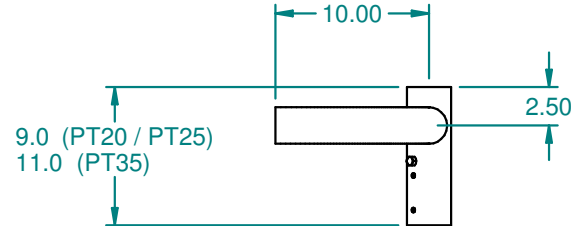
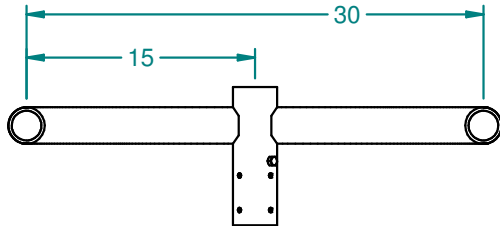
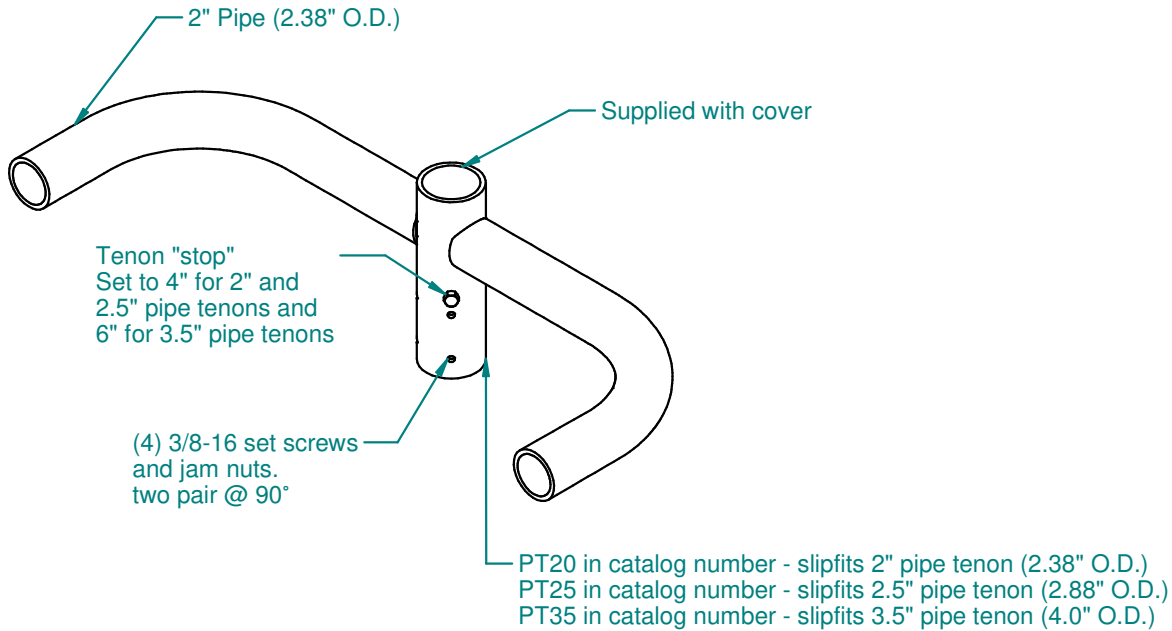


DOUBLE BULLHORN BRACKET POLE TOP BRACKET FOR TWO FIXTURES 180° APART



Mounting Notes:

- Pull wiring through pipe arm.
- Install bracket onto pole top at desired orientation.
- Install (4) setscrews and jam nuts.
- Tighten securely.
- Make any necessary wire connections to supply wires in the pole.
- Place cover on top of the of slipfitter.

Install fixtures per instructions provided with the luminaire.

Do not erect pole without luminaries in place.

Do not use bracket as an attachment point to erect poles.

For hinged poles, install thru-bolt with nut through bracket and pole tenon.

Shipping Package Contents:

- Tenon bracket (1)
- Cover (1)
- Hardware kit containing
 - 3/8-16 Setscrew (4)
 - 3/8-16 Jam Nut (4)

Material: Steel

Finish: Powder Paint

Net Weight: 24 to 31 lbs
depending on slipfitter size