

## IMPORTANT SAFEGUARDS READ AND FOLLOW ALL SAFETY INSTRUCTIONS

### PRECAUTIONS

Read and understand all instructions before beginning installation.

**NOTICE:** For installation by a licensed electrician in accordance with National and/or Local Electrical Codes and the following instructions.

Confirm device ratings are suitable for application prior to installation. Use of this device in applications beyond its specified ratings other than its intended use may cause an unsafe condition and will void manufacturer's warranty.

Use only approved materials and components (i.e. wire nuts, electrical box, etc.) as appropriate for installation.

**NOTICE:** DO NOT INSTALL IF PRODUCT APPEARS TO BE DAMAGED.

**NOTICE:** Do not use outdoors.

**NOTICE:** Do not use this equipment for other than its intended use.

**NOTICE:** Low voltage wiring is not permitted in the electrical wall-box where this device is installed. The NXSW2-W switch cannot be mounted in the same electrical box as any other low voltage NXSW2 switch.

**SAVE THESE INSTRUCTIONS AND PROVIDE TO OWNER AFTER INSTALLATION IS COMPLETED**

### REGULATORY INFORMATION

1. This device contains licence-exempt transmitter(s)/receiver(s) that comply with Innovation, Science and Economic Development Canada's licence-exempt RSS(s). Operation is subject to the following two conditions:

1. This device may not cause interference.
2. This device must accept any interference, including interference that may cause undesired operation of the device.

L'émetteur/récepteur exempt de licence contenu dans le présent appareil est conforme aux CNR d'Innovation, Sciences et Développement économique Canada applicables aux appareils radio exempts de licence. L'exploitation est autorisée aux deux conditions suivantes :

1. L'appareil ne doit pas produire de brouillage;
2. L'appareil doit accepter tout brouillage radioélectrique subi, même si le brouillage est susceptible d'en compromettre le fonctionnement.

2. NOTE: This equipment has been tested and found to comply with the limits for a Class B digital device, pursuant to part 15 of the FCC Rules. These limits are designed to provide reasonable protection against harmful interference in a residential installation. This equipment generates, uses and can radiate radio frequency energy and, if not installed and used in accordance with the instructions, may cause harmful interference to radio communications. However, there is no guarantee that interference will not occur in a particular installation. If this equipment does cause harmful interference to radio or television reception, which can be determined by turning the equipment off and on, the user is encouraged to try to correct the interference by one or more of the following measures:

- Reorient or relocate the receiving antenna.
- Increase the separation between the equipment and receiver.
- Connect the equipment into an outlet on a circuit different from that to which the receiver is connected.
- Consult the dealer or an experienced radio/TV technician for help

3. This device complies with part 15 of the FCC Rules. Operation is subject to the following two conditions:

1. This device may not cause harmful interference, and
2. This device must accept any interference received, including interference that may cause undesired operation.

4. Any changes or modifications not expressly approved by the party responsible for compliance could void the user's authority to operate this equipment.

5. FCC Radiation Exposure Statement:

1. This equipment complies with FCC radiation exposure limits set forth for an uncontrolled environment. This equipment should be installed and operated with a minimum distance 20 cm between the radiator and your body.

6. ISED Radiation Exposure Statement – ISDE Déclaration d'exposition aux radiations:

1. This equipment complies with RSS-102 radio frequency radiation exposure limits set forth for an uncontrolled environment. This equipment should be installed and operated with a minimum distance of 20 cm between the radiator and your body
2. Cet équipement est conforme aux limites d'exposition CNR-102 aux radiofréquences établies pour un environnement non contrôlé. Cet équipement doit être installé et utilisé avec un minimum de 20 cm de distance entre la source de rayonnement et votre corps.

## NXSW2-W INSTALLATION

### NXSW2-W IS RATED FOR INDOOR USE ONLY

**NOTE:** The NXSW2 is designed to be mounted in a NEMA-style electrical box

1. Prepare the installation site as necessary to install the switch.
2. Use wire nuts to secure the WHITE neutral wire on the NXSW2xW switch to the neutral wires in the electrical box
3. Use wire nuts to connect the BLACK load wire on the NXSW2xW switch to the load wire in the electrical box.
4. Connect the GREEN ground wire in the electrical box to the Green screw located at the bottom of the NXSW2xW switch
5. Fold the wires into electrical box, taking care not to pinch a wire.
6. Use included screws to secure NXSW2xW switch to electrical box.
7. Do not fully tighten the screws

## DESCRIPTION

NXSW2xW Smart and Specialty Switches are NX Wireless wall stations designed for commercial wall switch applications. These devices are powered by line voltage but communicate to the NX Controls Actuators via NX Wireless. The NXSW2xW Switch Station must be connected to an existing NX Wireless Mesh segment via the NX Lighting Controls mobile application or the NX Site Manager. Afterwards, the NXSW2xW Switch Station can be programmed or configured with NX switch types and settings and can be utilized in either stand alone or networked applications with other NX Controls Actuators or NX Network devices.

## SPECIFICATIONS

### CONSTRUCTION

- **Housing:** Rugged injection molded plastic, UL 916 Listed product
- **Color:** White, Black, Gray, Ivory, Light Almond, Red
- **Weight:** 2.4oz (68g)
- **Dimensions:** 4.12" (104.65mm) H x 1.86" (47.24mm) W x 1.72" (43.4mm) D

### MOUNTING

- NEMA-style electrical box (standard electrical box - max mounting height: 48" from floor to bottom of electrical box)
- Decorator-style wall plate sold separately

### ELECTRICAL

#### INPUT

- Voltage: 120/277 & 347VAC, 50/60Hz, +/- 10%
- Power Consumption: 120VAC - 0.43W, 277VAC - 0.59W, 347VAC - 0.82W

### OPERATING ENVIRONMENT

- Rated for Indoor Use Only
- Operating temperature: 32° to 104°F (0° to 40°C)
- Relative humidity (non-condensing) 0% to 95%

### Wireless

- 2.4GHz: IEEE 802.15.1 based (Range: Up to 100ft Indoors and 300ft Outdoors - Clear Line of Sight)
- Bluetooth® Version 5.2 (Range: Up to 50ft - Clear Line of Sight)

### PROGRAMMING INTERFACE

- NX Controls Mobile App
- NX Area Controller (NXAC2) with NX Site Manager for Network Applications

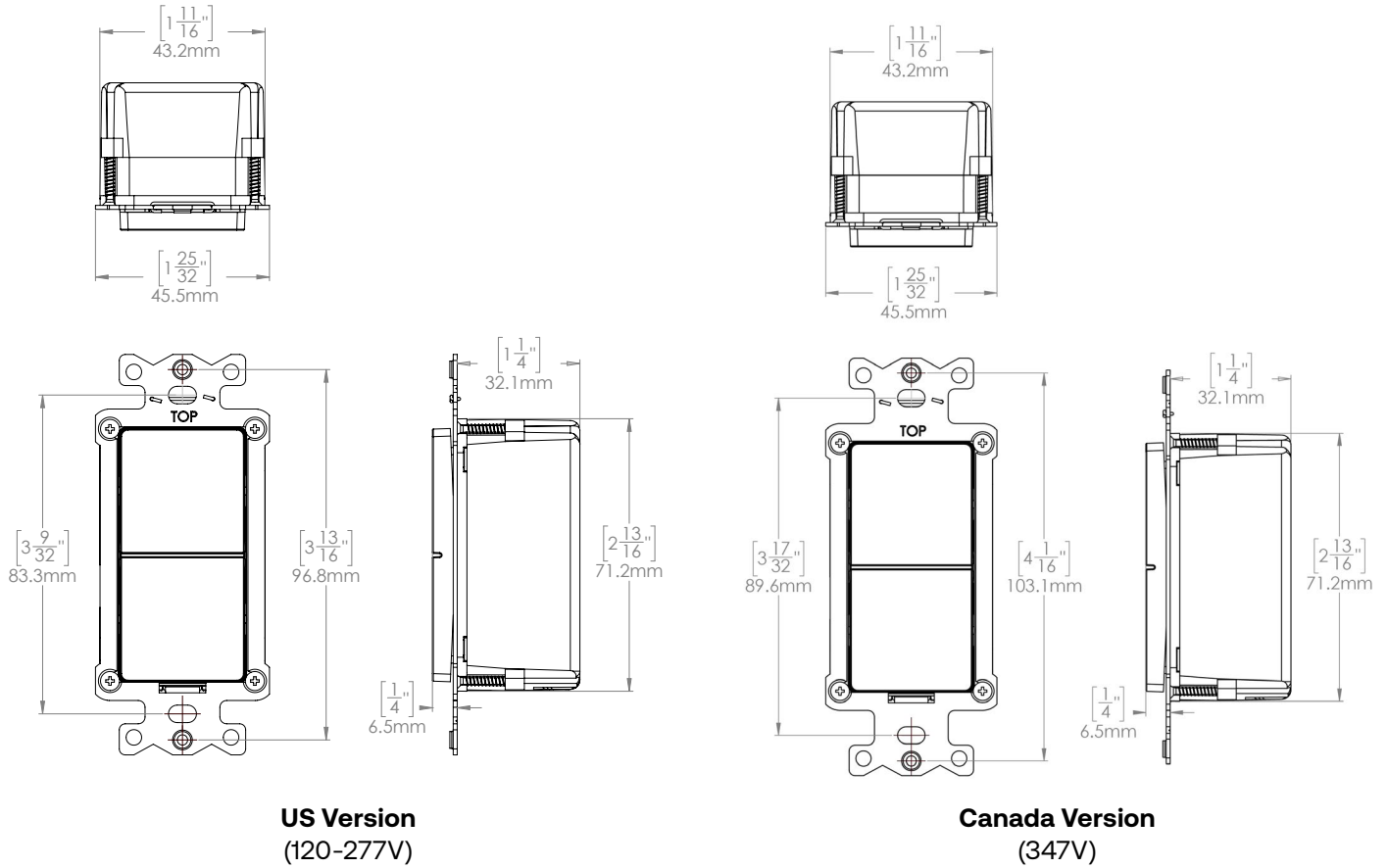
### CERTIFICATIONS

- UL/CUL Listed
- Bluetooth SIG
- Complies with FCC Part 15.247
- FCC ID: YH9NXSW2
- IC: 9044A-NXSW2

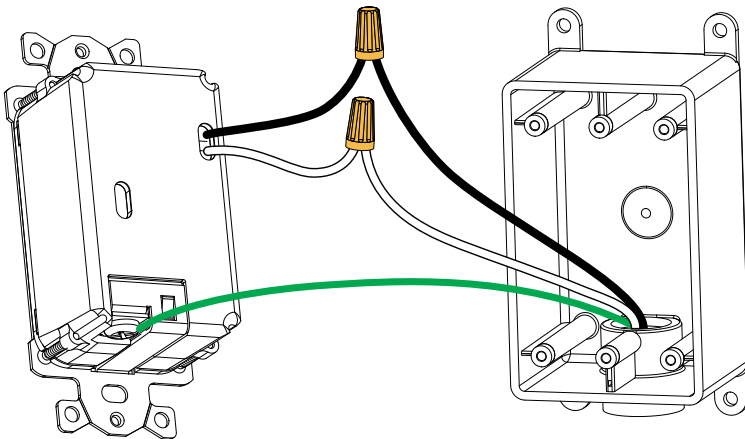
### WARRANTY

- 5-year limited warranty
- See Website for additional information

**DIMENSIONS**

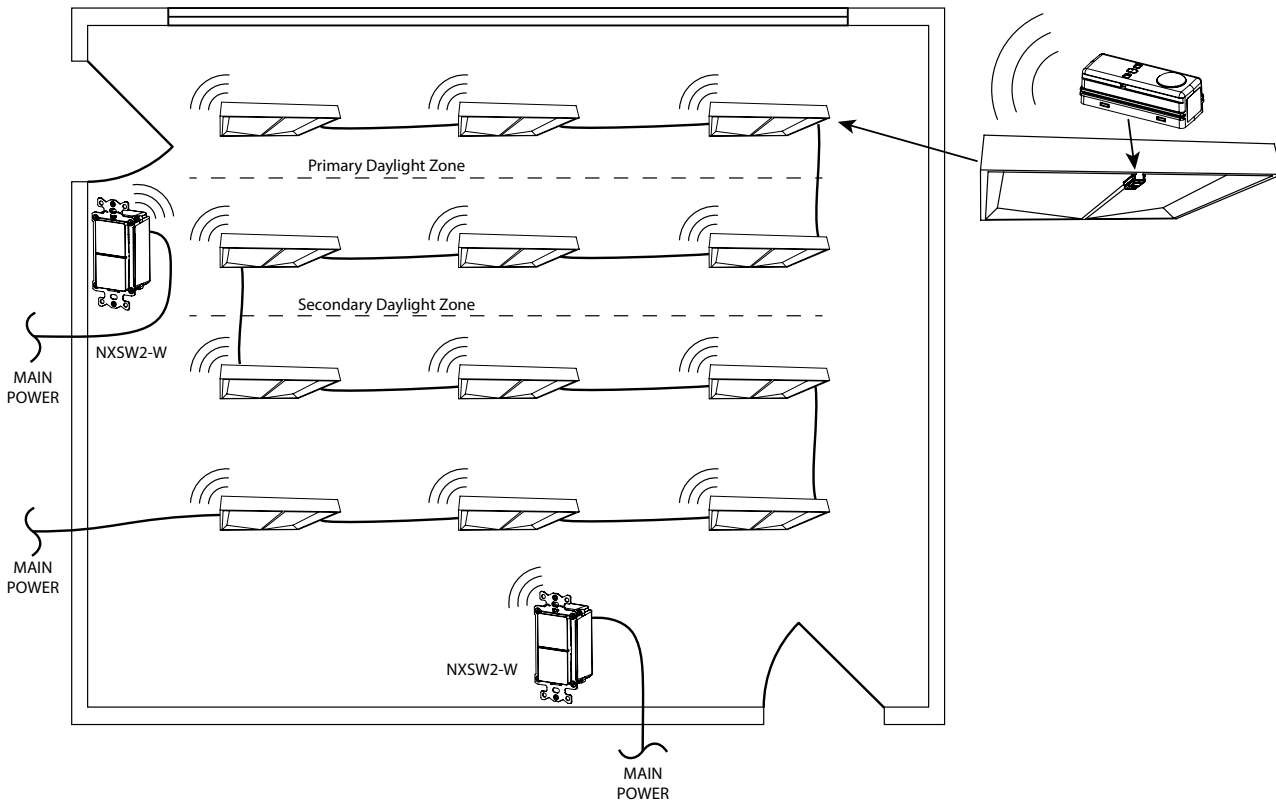


**WIRING DIAGRAM**



Field installed earthing conductor shall be equivalent or larger than the supply leads, 16 AWG minimum.

**WIRING DIAGRAM**



**HVIN & PMN**

HVIN	PMN
NXSW2-W1	NX™ Wireless Smart Switch, 1 Button
NXSW2-W2	NX™ Wireless Smart Switch, 2 Button
NXSW2-W3	NX™ Wireless Smart Switch, 3 Button
NXSW2-W4	NX™ Wireless Smart Switch, 4 Button
NXSW2-W5	NX™ Wireless Smart Switch, 5 Button
NXSW2-W6	NX™ Wireless Smart Switch, 6 Button
NXSW2-W8	NX™ Wireless Smart Switch, 8 Button
NXSW2-W1-347	NX™ Wireless Smart Switch, 1 Button, 347V
NXSW2-W2-347	NX™ Wireless Smart Switch, 2 Button, 347V
NXSW2-W3-347	NX™ Wireless Smart Switch, 3 Button, 347V
NXSW2-W4-347	NX™ Wireless Smart Switch, 4 Button, 347V
NXSW2-W5-347	NX™ Wireless Smart Switch, 5 Button, 347V
NXSW2-W6-347	NX™ Wireless Smart Switch, 6 Button, 347V
NXSW2-W8-347	NX™ Wireless Smart Switch, 8 Button, 347V
NXSW2-WOO	NX™ Wireless Smart Switch, 2 Button, On/Off
NXSW2-WORLO	NX™ Wireless Smart Switch, 4 Button, On/Raise/Lower/Off
NXSW2-WSS	NX™ Wireless Smart Switch, 6 Button, Scene Switch
NXSW2-WCCT	NX™ Wireless Smart Switch, 6 Button, CCT
NXSW2-WOO-347	NX™ Wireless Smart Switch, 2 Button, On/Off, 347V
NXSW2-WORLO-347	NX™ Wireless Smart Switch, 4 Button, On/Raise/Lower/Off, 347V