



KSL

KEMLUX III LED
SEVERE LOCATION

Columbia
LIGHTING

Current 

KSL

KEMLUX III LED SEVERE LOCATION



- Ideal for efficiently and economically lighting corrosive and harsh applications
- Copper-free (<0.4%) aluminum housing and cover with tan Lektrocote® powder polyester paint finish provides excellent corrosion resistance from most chemicals
- Modular design permits selection of 6 mounting options and housing for application flexibility
- Sealed optic for long life and UL 1598 Wet Location Listing
- 40°C Ambient listed
- Individually engineered LED optics providing optimally controlled and evenly distributed light
- Multiple LED configurations: 18, 24 and 36 LEDs on up to six individual light engines providing fail-safe redundancy
- Three distinct light distributions: Type V square, Type V rectangle and Narrow
- High output LEDs deliver up to 105 lumens per watt
- Minimum operating temperature of -40°C
- Five Year Warranty



ORDERING GUIDE

Example: KSL-36L-U-5K-N-C-2-GR-WIH

CATALOG #

| KSL | | Voltage | | 5K | Optics | | Mount | Hub |
|-----------------------|--|----------|-----------------|-------------------|-----------------------------|--|------------------------------|-----------------------|
| Series | Number of LEDs | | | Color Temperature | | | | |
| KSL Kemlux III LED | 18L 18 High Performance LEDs (43 watts) | U | 120-277 | 5K 5000K | 5M Type V Square | A Pendant | 2 3/4" ¹ | |
| | 24L 24 High Performance LEDs (57 watts) | 1 | 120 | | | | | |
| | 36L 36 High Performance LEDs (86 watts) | 2 | 208 | | 5R Type V Rectangle | | | B Wall Bracket |
| | | 3 | 240 | | | | | |
| | 4 | 277 | N Narrow | C Cone | | | | |
| | 5 | 480 | | | | | | |
| | F | 347 | | | D Stanchion 25° | 3 1" ¹ | | |
| | | | | | | N None (mount ordered separately) | 4 1 1/4" ² | |
| | | | | | S Straight Stanchion | 5 1 1/2" ² | | |
| | | | | | X Ceiling Mount | | | |
| | | | | | Y Yoke Mount | | | |

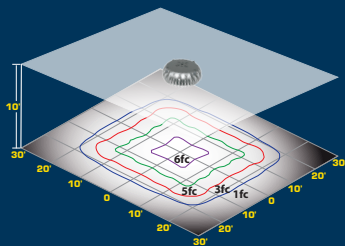
| Color | Options |
|-----------------|--|
| WH White | WIH Wireless Control System |
| GR Gray | SC70 70% Output dimmed/ 30% Energy savings |
| | SC50 50% Output dimmed/ 50% Energy savings |
| | SC30 30% Output dimmed/ 70% Energy savings |
| | SC0 No light output when dimmed/ ON/OFF Control |
| | F(x) Fusing ³ |
| | P1 Photo cell factory 120V ⁴ |
| | P2 Photo cell factory 208-277V ⁴ |
| | P3 Photo cell factory 347V ⁴ |

Accessories (Order Separately)

WG Wire Guard

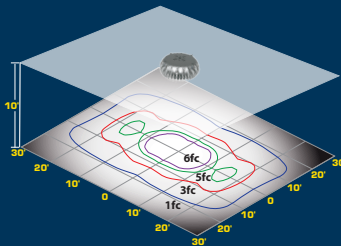
Notes:

- 1 Available with A, B, C, X Mount
- 2 Available with S, D Mount
- 3 Fusing — replace (x) with digit code for voltage: 1-120V, 2-208V, 3-240V, 4-277V, 6-347V
- 4 Available only with A, B, D and S mounting options



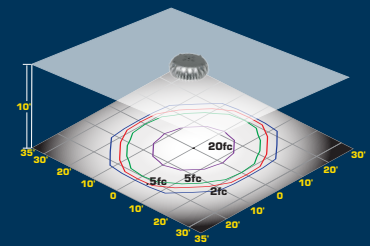
5M - Type V Square

SPACING TO MOUNTING RATIO: SC 3.7



5R - Type V Rectangle

SPACING TO MOUNTING RATIO: SC 3.2



Narrow

SPACING TO MOUNTING RATIO: SC 1.0