



# MediMode™ Behavioral

Multi-Functional Recessed Patient Light  
for Behavioral Health Spaces

### PRODUCT OVERVIEW

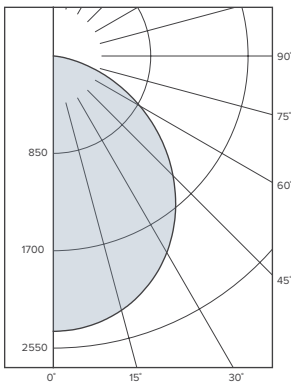
MediMode™ Behavioral provides the primary lighting requirements for the patient environment while addressing the safety and security concerns of behavioral health spaces. The construction is designed to reduce risk of ligature, hiding of contraband, and general damage to the luminaire.

### APPLICATIONS

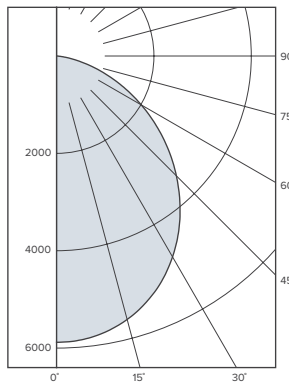
- Behavioral Facilities
- Addiction Treatment Facilities
- Emergency Room



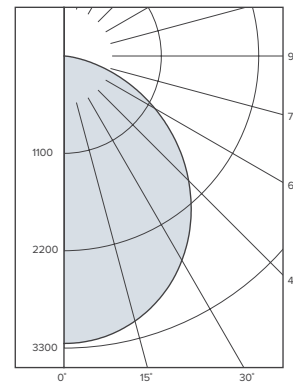
### PHOTOMETRY



Test No.	18.01109
Description	Ambient/Reading
Delivered Lumens	5874
Watts	84.4W
Efficacy	69.9
Mounting	Recessed

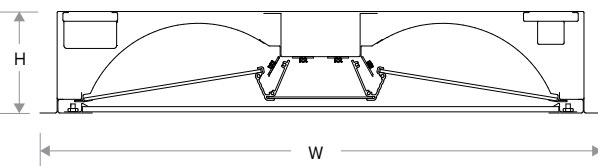


Test No.	18.01108
Description	Examination (includes Ambient/Reading)
Delivered Lumens	13768
Watts	168.9W
Efficacy	81.5
Mounting	Recessed



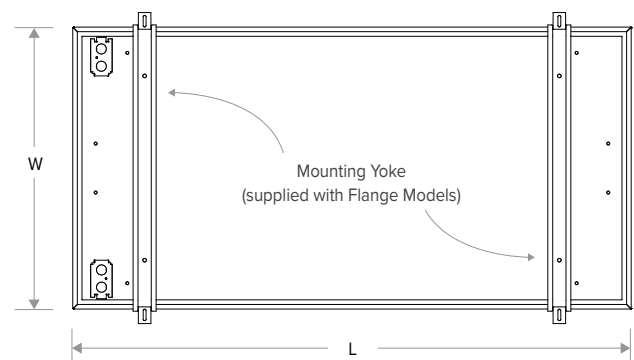
Test No.	18.01374
Description	Single Switch
Delivered Lumens	7985
Watts	106.7W
Efficacy	74.9
Mounting	Recessed

### DIMENSIONS



Cross Section

	H	W	L	Ceiling Opening
<b>MDMB22</b>	4.41" (112.0 mm)	24.48" (621.8 mm)	24.48" (621.8 mm)	23.38x 23.38" (593.9 mm x 593.9 mm)
<b>MDMB24</b>	4.41" (112.0 mm)	24.48" (621.8 mm)	48.48" (1231.4 mm)	23.38" x 47.38" (593.9 mm x 1203.5 mm)



2 X 4 Back View

\*See product specification sheet for additional dimensions