


## Canless Recessed Downlight



**LITEBOX<sup>®</sup>**  
**standard**  
(120–347V)

# LBRST (120–347V)

## CANLESS RECESSED DOWNLIGHT

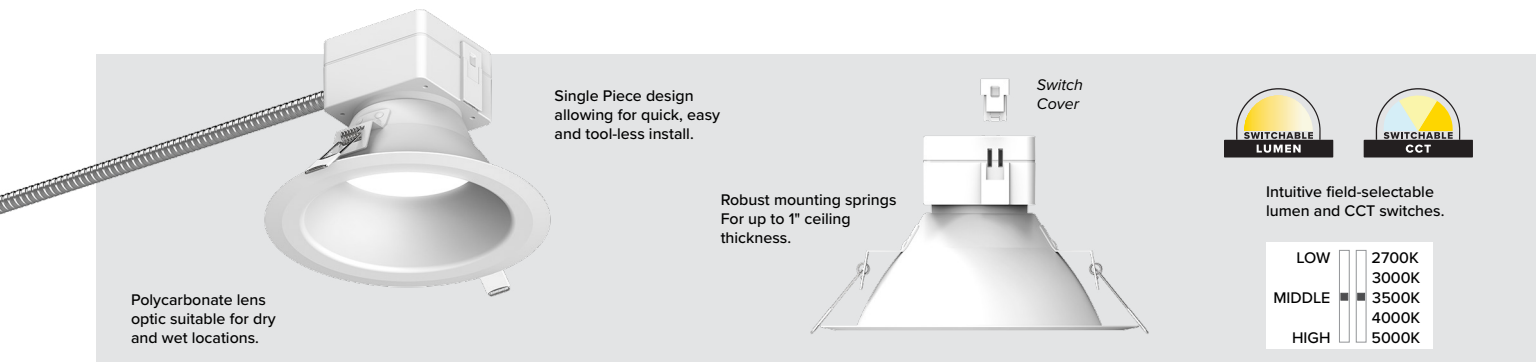


\*(Select models)

The LiteBox<sup>®</sup> Standard is a canless direct install downlighting family for retrofit, remodel or new construction applications. Available in 4-, 6- and 8-inch aperture options, the LiteBox Standard features switchable lumen output and color temperature, maximizing adjustability during installation.

## FEATURES AND BENEFITS

- 4", 6" and 8" apertures, 750 to 4600 lumens
- Switchable Lumen and CCT
- Universal 120-347V with 0–10V/TRIAC/ELV 5% dimming
- Long life L90 at >60,000 hrs (TM-21)
- Five year warranty




## COLOR TRIM ACCESSORIES



BLACK SILVER WHITE

Non-Conductive, Dead Front (order separately)

## PAN ACCESSORIES



Pan Support for Joist Ceilings (LB-8R-F-J shown)

Pan with Bar Hangers for T-Grid/Joist Ceilings (LB-8R-F-TG shown)

## STOCK ORDERING GUIDE \*\*

EXAMPLE: LBRST-6RD-M-LSMLCS9-WH-34

### FIXTURE MODULE/TRIM

Family	Aperture/Shape/Function	Model/Type	Switchable Technology	Nominal Lumen Range
LBRST	—	M	LS	—
LBRST LiteBox <sup>®</sup> Standard	4RD 4" Round <sup>1</sup> 6RD 6" Round 8RD 8" Round	M Fixture Module/Trim, Round Direct Install, 120–347V with Tri-Dimming (0–10V/ELV/TRIAC) to 5%	LS Switchable Lumen	SL 750/1100/1500 lumens (4" only) ML 1100/1500/2500 lumens (6" only) HL 3000/4000/4600 lumens (8" only)
CCT/CRI		Reflector Finish/Color	Voltage	Notes
CS9		WH	34	** Refer to spec sheet for complete ordering details 1 Only 4RD SL is IC rated
CS9 Switchable CCT (2700/3000/3500/4000/5000K), 90CRI		WH White	34 120–347V	