



## 10-Day Quick Ship Program Square Straight Steel Poles

- 1,200 combinations available
- Ships within 10 days
- Five different colors available
- 16'-30' pole lengths
- 4"-5" square
- Same high quality as standard poles



### COLORS AVAILABLE



**BLT** Black Matte Textured



**BLS** Black Gloss Smooth



**DBT** Dark Bronze Matte Textured



**PSS** Platinum Silver Smooth



**LGT** Light Grey Gloss Smooth

# 10-Day Quick Ship Program Square Straight Steel Poles

## ORDERING INFORMATION

Limit of 15 poles



Cross Section	Luminaire Mounting Type		Drill Pattern	Finish	Options
<b>SSS-H-16-40-A</b>	1	Single arm mount	<b>S2</b> 2 bolt, 3 1/2" Pattern	<b>BLT</b> Black Matte Textured	<b>LAB</b> Less anchor bolts & template
<b>SSS-H-18-40-A</b>	2	Two fixtures at 180	<b>B3</b> 2 bolt, 2 1/2" Pattern (Ratio)	<b>BLS</b> Black Gloss Smooth	<b>VM2</b> 2nd mode vibration damper
<b>SSS-H-20-40-A</b>	2L	Two fixtures at 90		<b>DBT</b> Dark Bronze Matte Textured	
<b>SSS-H-25-40-A</b>	3T	Three fixtures at 90		<b>PSS</b> Platinum Silver Smooth	
<b>SSS-H-30-40-B</b>	4	Four fixtures at 90		<b>LGT</b> Light Grey Gloss Smooth	
<b>SSS-H-30-50-B</b>	TA	Tenon (2 3/8" OD)			
	TB	Tenon (2 7/8" OD)			
	TC	Tenon (3.5" OD)			
	TR	Removeable tenon (2.375 x 4.25)			
	OT	No drilling (includes pole cap)			

**MOUNTING ORIENTATION** ○ Denotes handhole location

## ORDERING GUIDE

Limit of 15 poles

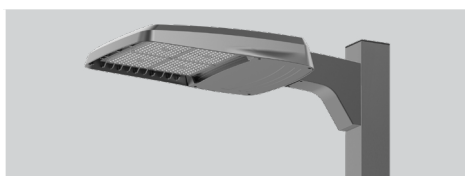
Cross Section	Height		Nominal Shaft Dimensions	Wall Thickness	Bolt Circle Suggested	Bolt Circle Range	Bolt Square Range	Base Plate Square	Anchor Bolt Size	Bolt Projection	Pole Weight
	Feet	Meters									
<b>SSS-H-16-40-A-XX-XX</b>	16	4.9	4" Square	.125"	9"	8" - 10"	5.66" - 7.07"	9"	3/4" x 30" x 3"	3.5	116
<b>SSS-H-18-40-A-XX-XX</b>	18	5.5	4" Square	.125"	9"	8" - 10"	5.66" - 7.07"	9"	3/4" x 30" x 3"	3.5	129
<b>SSS-H-20-40-A-XX-XX</b>	20	6.1	4" Square	.125"	9"	8" - 10"	5.66" - 7.07"	9"	3/4" x 30" x 3"	3.5	142
<b>SSS-H-25-40-A-XX-XX</b>	25	7.6	4" Square	.125"	9"	8" - 10"	5.66" - 7.07"	9"	3/4" x 30" x 3"	3.5	175
<b>SSS-H-30-40-B-XX-XX</b>	30	9.1	4" Square	.188"	11"	10" - 12"	7.07" - 8.48"	10.5"	3/4" x 30" x 3"	3.5	304
<b>SSS-H-30-50-B-XX-XX</b>	30	9.1	5" Square	.188"	11"	10.25" - 13.25"	7.25" - 9.37"	11.5"	1" x 36" x 4"	4.5	387

## WIND MAP/EPA


Reference Wind Map and EPA information:

[SSS-H SPECIFICATION PAGE](#)

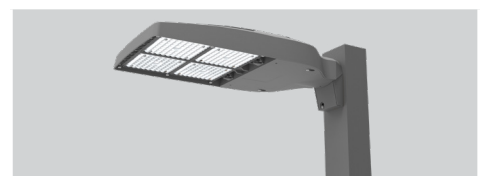
## 10-DAY QUICK SHIP VIPER, RATIO AND SLING AREA/SITE



VIPER 10-DAY QUICK SHIP



RATIO 10-DAY QUICK SHIP



SLING 10-DAY QUICK SHIP

RATIO RIGHT NOW FIXTURE POLE COMBO