

3L-S-D

MOD™ 3 LED SURFACE DIRECT


DATE:	LOCATION:
TYPE:	PROJECT:
CATALOG #:	

FEATURES

- Variable Intensity technology provides a range of specifiable outputs and resulting fixture wattages
- 2 SDCM color consistency
- End cap design eliminates visible diffuser seams/gaps
- TriGain® Technology provides superior color quality without compromising efficacy. The 3L-S-D series delivers 90 CRI at 116 LPW



MOD[™]X



CONTROLS



SERVICE PROGRAM

QS10

SPECIFICATIONS

CONSTRUCTION

- Housing constructed from extruded aluminum
- End caps constructed from die cast aluminum with magnetic interface
- End caps overlap diffuser at each fixture end to eliminate gaps and LED visibility

OPTICAL PERFORMANCE

- 2 SDCM color consistency, 90 CRI
- SOF: Soft diffuse acrylic lens
- ASYM: Asymmetric Highly transmissive diffuse acrylic lens with linear prisms
- BAT: "Batwing" distribution created from highly transmissive diffuse acrylic lens with linear prisms
- DRP: 1/2" protruding soft diffuse "drop" lens

INSTALLATION

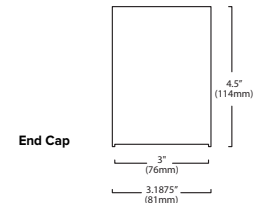
- Illuminated corners available in 90°, 120°, 135°. One piece construction, ready to install, with diffusers that match adjoining fixtures. Corner system connectors must be used to form patterns. The length of each outside or inside illuminated corner is 12"

ELECTRICAL

- Variable Intensity (VI) technology allows precise specification of fixture output/wattage. Fixture will be programmed and labeled to specification. Indirect and direct hemispheres can be independently specified
- LED boards and drivers can be accessed and removed from fixture, while installed
- Entire LED module can be removed and replaced
- 1C (1 Circuit) Fixture wired for a single circuit
- Emergency Battery: 10W battery powered driver. Provides a minimum of 90 minutes of emergency lighting. Inverter-Compatible. Provided by others. Available in 4'+ fixtures. Test switch located on side of housing
- Current's patented TriGain® phosphor delivers 90 CRI color quality at 80 CRI efficacy

CONTROLS

- Sensors install between diffusers
- NX Lighting Controls provides options for standalone and networked integrated sensor with wired or wireless connectivity for NX system deployments
- SpectraSync™ Color Tuning Technology: Control your space based on the needs of the application, specific activities throughout the day and preferences of the occupants



	Weight
3L-S-D	3 lbs/ft

CERTIFICATIONS

- CSA listed for damp location
- IBEW
- AF of L
- UL924
- This product meets federal procurement law requirements under the Buy American Act (FAR 52.225-9) and Trade Agreements Act (FAR 52.225-11). See [Buy America\(n\) Solutions](#).
- Emergency Battery Backup options are California Energy Commission (CEC) Title 20 Compliant.

WARRANTY

- LED boards - 5 years
- LED drivers (standard) - 5 years
- LED drivers (Lutron) - 3 years

KEY DATA	
Lumen Range Per Foot	D: 300-1250
Wattage Range Per Foot	2.6-10.9
Efficacy Range (LPW)	109-116
Rated Life (Hours)	L90: >60,000

3L-S-D

MOD™ 3 LED SURFACE DIRECT

DATE:	LOCATION:
TYPE:	PROJECT:
CATALOG #:	

Gray Highlighting = 10 Day Quick Ship Program



ORDERING GUIDE

Example: 3L-S-D-8-08-SOF-C1-27K9-D030-D01-1C-UNV

CATALOG #

3L						
Series	Mounting	Fixture Distribution	Row Length (In Feet)	Max Length in Row	Direct Optical Distribution	Finish/Color ⁴
3L MOD	S Surface	D Direct AD Asymmetric Direct	—' Enter in foot increments	02 2', 609 mm 03 3', 914 mm 04 4', 1219 mm 05 5', 1524 mm 06 6', 1829 mm 08 8', 2438 mm	SOF Soft Diffuse Lens, Lambertian ASYM Asymmetric Diffuse Lens ^{1,2} BAT Batwing Lens DRP Drop Lens ^{1,3}	C1 Matte White (Default) C2 Textured Matte White C3 Light Silver C4 Machined Aluminum C5 Carbon Black C6 Textured Camera Black CC Custom Color

Color Temperature	Direct Output/ft ⁶	Driver	Circuiting	Voltage
27K9 2700K, 90 CRI ³ 30K9 3000K, 90 CRI 35K9 3500K, 90 CRI 40K9 4000K, 90 CRI 50K9 5000K, 90 CRI ³ 2230TD 2200K–3000K SpectraSync™ Dim-to-Warm ^{3,5} 2765T 2700K–6500K SpectraSync™ Tunable White ^{3,5}	D030 300 (min) ⁷ to D125 1250 (max)	D01 1% Dimming, 0–10V D00 1% Dim-to-Off, 0–10V D05 SpectraSync 5% Dimming, 0–10V ⁸ DS1 1% Dimming w/ Soft Start, 0–10V DS0 1% Dim-to-Off w/ Soft Start, 0–10V LEC Hi-Lume 1% Ecosystem LED Driver DALI DALI ³ DALIP Powered by DALI (2.0) ⁹ NDM Non-Dimming	1C 1 Circuit	UNV Universal Voltage (120V through 277V) 347 347 Volt ^{3,9}

OPTIONAL

Nightlight	Emergency	Thru-wiring	Patterns ^{3,12}
NL Nightlight Circuit Required. Enter quantity. 2NL = 2 nightlight circuits/row	EF 10W Emergency Battery Pack. Enter quantity. 2EF = 2 emergency batteries/row. (CEC Title 20 Compliant) ¹⁰	W1 No Thru Wire W2 Provide Normal and Emergency/ Nightlight Thru Wiring ¹¹ W3 Provide Normal Thru Wiring Only	C90L Illuminated 90° Corner C120L Illuminated 120° Corner C135L Illuminated 135° Corner

Notes:

- Not Available with Patterns.
 - Must be ordered with AD.
 - Additional lead time may be applicable. Contact factory.
 - Visit currentlighting.com/litecontrol for details.
 - Must be ordered with D05 Driver option; excludes 2' lengths and patterns.
 - Specifiable in 50 lumen increments. Reference the Performance Data Table for full performance offering and exceptions.
 - D030 not available in 2'
 - Must be ordered with 2230TD or 2765T Option
 - Excludes Emergency Battery Pack 'EF' Option. Excludes DALI, DALIP and Lutron (LEC) Dimming Drivers
 - EF - 10W battery powered driver. Provides a minimum of 90 minutes of emergency lighting. Inverter-Compatible. Provided by others.
 - Only applicable when specified with Emergency/Nightlight.
 - Contact Factory for pattern configurations. Approval drawings required.
- NX In-Fixture Control Options:**
- Not available for row mounting. Only available with 0–10V Driver options. Contact factory for Length restrictions.
 - Refer to NX Integrated Controls Reference Table for Functionality of Options.

Control Options³

NX Networked – Wired

- NXE NX Wired Dual RJ45 SmartPORTS, without Sensor^{13,14}
- NXERM NX Wired Dual RJ45 SmartPORTS and Integral NXSMP2-LMI PIR Occupancy Sensor with Automatic Dimming Photocell and Bluetooth® Programming^{13,14}

NX Networked – Wireless

- NXWRM NX Networked Wireless Enabled Integral NXSMP2-LMI PIR Occupancy Sensor with Automatic Dimming Photocell and Bluetooth® Programming^{13,14}
- NXW NX Networked Wireless Radio Module NXRM2 and Bluetooth® Programming, without Sensor^{13,14}

Sensors

- SD1 Daylight Sensor Required. Enter quantity. 2SD1 = 2 daylight sensors/row
- SO1 Occupancy Sensor Required. Enter quantity. 2SO1 = 2 occupancy sensors/row






3L-S-D

MOD™ 3 LED SURFACE DIRECT

DATE:	LOCATION:
TYPE:	PROJECT:
CATALOG #:	

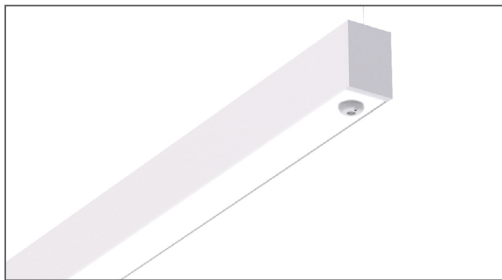
CONTROLS OPTIONS AND FUNCTIONALITY



Control Option Ordering Logic & Description			Control Option Functionality										Control Option Components	
			Sensor	Networkable	Grouping	Scheduling	Occupancy/ Motion	Daylight Harvesting	0-10V Dimming	On/Off Control	Bluetooth® App Programming	Sensor Height		
NX Wired	NXE	NX Wired Dual RJ45 SmartPORTS, without Sensor	N/A	✓	✓	✓	–	–	✓	✓	Requires NXBTC dongle ¹	–	 NXDSP	
	NXERM	NX Wired Dual RJ45 SmartPORTS and Integral NXSMP2-LMI PIR Occupancy Sensor with Automatic Dimming Photocell and Bluetooth® Programming	NXSMP2-LMI	✓	✓	✓	✓	✓	✓	✓	Max: 12'	  NXDSP		
NX Wireless	NXWRM	NX Networked Wireless Enabled Integral NXSMP2-LMI PIR Occupancy Sensor with Automatic Dimming Photocell and Bluetooth® Programming	NXSMP2-LMI	✓	✓	✓	✓	✓	✓	✓	Max: 12'	 NXSMP2-LMI		
	NXW	NX Networked Wireless Radio Module NXRM2 and Bluetooth® Programming, without Sensor	N/A	✓	✓	✓	–	–	✓	✓	–	 NXRM2-H		

1 NXBTC needs to be plugged into an available NX SmartPort™ on the fixture network

3L-S-D WITH NXWRM WIRELESS CONTROL OPTION



CONTROLS TECHNICAL SUPPORT

1-800-888-8006 (7:00 am–7:00 pm est)

APP INFORMATION

NX Lighting Controls App



The NX Lighting Controls App is a free to use mobile application for programming both an NX Lighting Controls System or Standalone Bluetooth Sensors. The mobile app allows you to configure devices, discover and setup wireless enabled luminaires and program your NX system settings.



Android



Apple iOS

NX Connect App



The NX Connect mobile App is a free to use mobile application for programming a NX Connect System. The mobile App allows you to discover, configure and share your NX Connect system.



Apple iOS

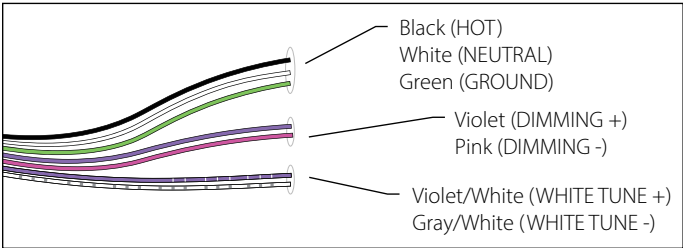
CONTROLS OPTIONS AND FUNCTIONALITY (CONTINUED)

SpectraSync™ Color Tuning Technology:
Control your space based on the needs of the application, specific activities throughout the day and preferences of the occupants with distinct SpectraSync™ Color Tuning Technologies.



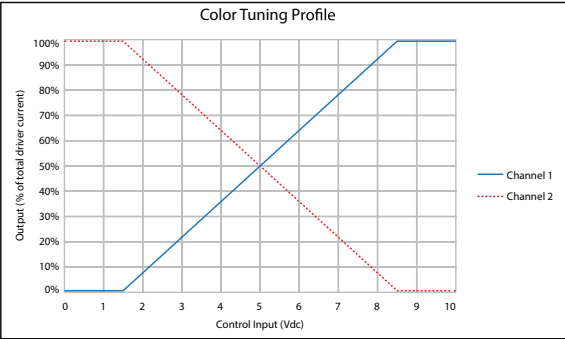
SPECTRASync COLOR TUNING TECHNOLOGY		
Mode	Kelvin Range	Description
Dim to Warm	2200K–3000K	Mimics the familiar warming effect that occurs with traditional incandescent sources as they are dimmed
Tunable White	2700K–6500K	Offers users the ability to tailor CCT to their personal preference, enhancing task visibility, material and colors or the aesthetics of the space
Scheduled White	2700K–6500K	Mimics the rhythm of natural light or follows an alternative user-defined schedule throughout the day, enhancing an occupant's mood and well-being

SpectraSync Tunable White
Available in 2765T (2700K–6500K). Requires two 0–10V controllers, one for intensity and one for CCT. Minimum 5% dimming.



SpectraSync Tunable White luminaires are provided with two 0–10V circuits. The violet and pink circuit is for wiring to any qualified 0–10V controller for dimming. The violet/white and gray/white circuit is for wiring to any qualified 0–10V controller for Tunable White CCT control.

- Controller Manufacturer Data**
SpectraSync Tunable White was designed to be used with sinking style dimmers (provided by others) and is compatible with:
- Current: NX Lighting Control Room Controllers (NXRC) and In-fixture Controllers (NXFM)
 - Lutron: DDTV, DVSTV, and NFTV dimmers
 - Wattstopper: ADF120277 and CD4BL (Titan) dimmers



PERFORMANCE DATA TABLE

The table below shows the delivered lumens for the various lumen outputs. Use this chart in connection with the output multiplier capability to deliver any output required.

Nomenclature	Lumens/Ft	W/Ft	Efficacy
Downlight			
D030 (min)	300	2.6	114
D050	500	4.3	116
D075	750	6.6	113
D125	1250	10.9	115

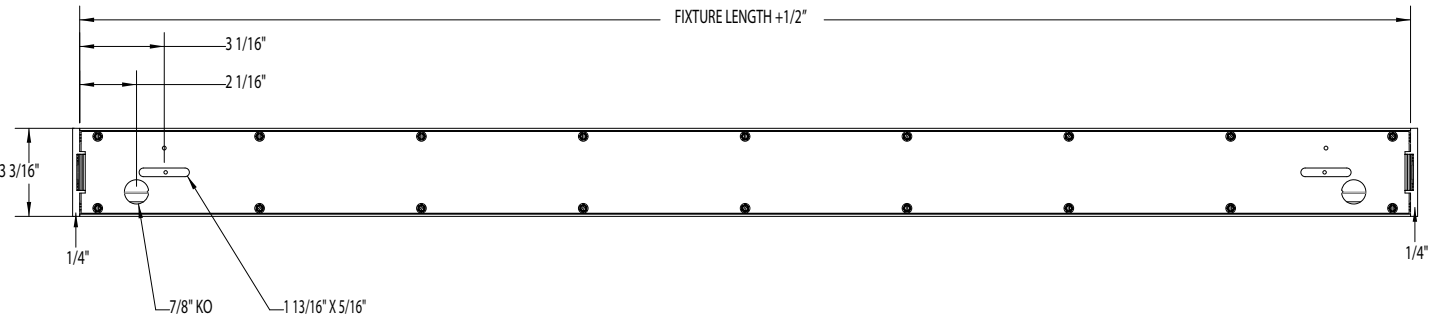
(wattage may vary up to 5% from published)

Output Multiplier Table

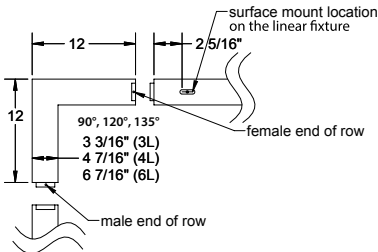
Photometrics for the Mod family are published here at a nominal 3500K temperature. This table may be used to approximate the lumen values at different Kelvin temperatures. Power consumption would stay the same.

Option	2700K 90 CRI	3000K 90 CRI	3500K 90 CRI	4000K 90 CRI	5000K 90 CRI
SOF	0.89	0.96	1.00	1.00	0.99
BWO	0.62	0.67	0.70	0.70	0.69
ASYM	0.89	0.96	1.00	1.00	0.99
BAT	0.89	0.96	1.00	1.00	0.99
DRP	0.89	0.96	1.00	1.00	0.99
LPAD	0.80	0.86	0.90	0.90	0.89

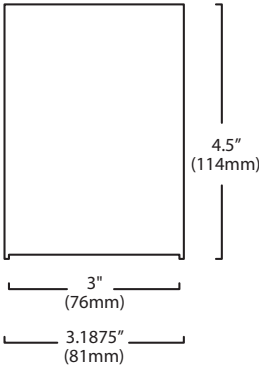
DIMENSIONS



INDIVIDUAL MOUNTING



PATTERNS



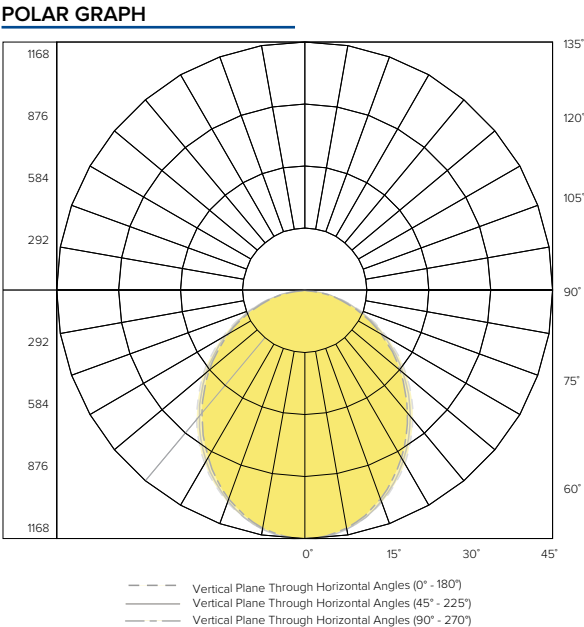
END CAP VIEW

PHOTOMETRY

3L-P-D-4-SOF-CX-35K9-D075

LUMINAIRE DATA	
Description	MOD 4L Linear Direct
Delivered Lumens	3000
Watts	26.5
Efficacy	113
Mounting	Surface

ZONAL LUMEN SUMMARY		
Zone	Lumens	% Luminaire
0-40	1408.15	46.90
0-60	2406.05	80.20
0-90	2999.83	100.00
0-180	2999.83	100.00

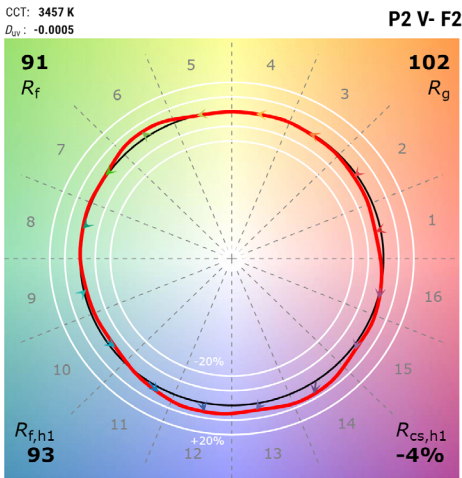


3L-S-D
MOD™ 3 LED SURFACE DIRECT

DATE:	LOCATION:
TYPE:	PROJECT:
CATALOG #:	

TM-30 DATA

COLOR VECTOR GRAPHIC



*Graphics shown are at 35K
— Reference Illuminant — Test Source

3L-S-D

MOD™ 3 LED SURFACE DIRECT

DATE:	LOCATION:
TYPE:	PROJECT:
CATALOG #:	

ADDITIONAL INFORMATION

Driver

D01	100%–1% dimming range. Fixture will be wired for low voltage 0–10V dimming control.
D00	Dim-to-Off 100%–1% dimming range. Fixture will be wired for low voltage 0–10V dimming control.
D05	100%–5% dimming range. Fixture will be wired for low voltage 0–10V dimming control. Only applicable if either 2230TD, 2750T or 2765T is selected.
DS1	Soft-Start 100%–1% dimming range. Fixture will be wired for low voltage 0–10V dimming control.
DS0	Soft-Start Dim-to-Off 100%–1% dimming range. Fixture will be wired for low voltage 0–10V dimming control.
LEC	Hi-Lume 1% EcoSystem LED Driver with Soft-On, Fade-to-Black dimming technology.
DALI	DALI compatible.
DALIP	Self-Powered DALI bus (e.g. DEXAL)
NDM	Non-dimming. Fixture will be wired for fixed light output.

Rated Life

Tested in accordance to LM79-2008 & derived from EPA TM-21 calculator

L70: 280,000 (calculated per TM-21 extrapolated curve)

L70: >61,000 (reported per TM-21/LM80 6x's limitation)

L90: 72,000 (calculated per TM-21 extrapolated curve)

L90: >61,000 (reported per TM-21/LM80 6x's limitation)

Rated Life (Driver)

Standard = 100,000 hours

Lutron = 50,000 hours