

LC5

LIGHT COLUMN

FEATURES

- Light column with sophisticated design enhances public space
- Pedestrian scale
- Designed to provide uniform glare free direct lighting
- Energy-efficient LED light engine and tube technology



SPECIFICATIONS

CONSTRUCTION

- Each LC5 Light Column is a .125 x 5" diameter aluminum shaft with a 5" diameter translucent white acrylic upper tube with a LED heat sink with either a 2' or 4' LED engine module containing high powered direct LEDs
- The LED engine is concealed in the shaft to eliminate glare. The optics are designed to provide uniform glare free direct lighting
- The top cap is removable cast aluminum and secures the 5" diameter acrylic tube to the lower 5" diameter aluminum tube. It is removable for servicing without the use of tools
- The lens is translucent white, impact resistant, UV Stabilized, acrylic with a .125" wall, and a nominal length of 2' or 4'.
- The lower body is .125" wall 6063-T5 extruded 5" diameter aluminum tube that is welded to a round cast aluminum vandal resistant base.
- The length of the lower tube will result in a light column with nominal lengths of 8', 10', 12' or 14'

CONSTRUCTION (CONTINUED)

- All fasteners are stainless steel. When tamper resistant fasteners are required, spanner HD (snake eye) style is provided (special tool required, consult factory)
- Four 5/8" x 24" high strength steel anchor bolts, hot-dip galvanized after fabrication on a 7 3/4" bolt circle. System can be provided for direct burial (consult factory)
- EPA 1.5 sq. ft.

ELECTRICAL

- Luminaires are equipped with LED driver(s) that accept 120 through 277 VAC, 50 Hz to 60 Hz (UNIV). Power factor is .92 at full load
- Dimming drivers are standard, but must contact factory to request wiring leads for purpose of external dimming controls
- All driver components supplied are component-to-component wiring within the luminaire, will carry no more than 80% of rated current and is listed by UL for use at 600VAC at 50°C or higher. Plug disconnects are listed by UL for use at 600 VAC, 15A or higher

ELECTRICAL (CONTINUED)

- The on-board surge protector is a UL recognized component for the United States and Canada and have a surge current rating of 20,000 Amps using the industry standard 8/20 pSec wave. The LSP has a clamping voltage of 825V and surge rating of 540J. The case is a high-temperature, flame resistant plastic enclosure

CERTIFICATIONS

- This luminaire bears an NRTL label and is marked suitable for wet locations
- UL Listed

WARRANTY

- 5 year warranty

LC5

LIGHT COLUMN

ORDERING GUIDE

Example: LC5-6-AW-24L-13-3K7-UNV-AB-PEC-120-BLT

CATALOG # _____

LC5		AW			UNV	
Series	Height	Lens Type	Engine-Watts	CCT/CRI	Voltage	Mounting Options
LC5 5" Light column	6 6 feet 8 8 feet 10 10 feet 12 12 feet 14 14 feet ¹	AW Acrylic white	24L-13 24" lens, symmetric distribution, 13W 24L-25 24" lens, symmetric distribution, 25W 48L-25 48" lens, symmetric distribution, 25W 48L-50 48" lens, symmetric distribution, 50W	3K7 3000K, 70 CRI 4K7 4000K, 70 CRI 5K7 5000K, 70 CRI	UNV 120-277V	AB Anchor base DBE Direct burial extension WM Wall mount ²

Optics	Color
PCU Universal Button Photocontrol	BLT Black Matte Textured BLS Black Gloss Smooth DBT Dark Bronze Matte Textured DBS Dark Bronze Gloss Smooth GTT Graphite Matte Textured LGS Light Grey Gloss Smooth PSS Platinum Silver Smooth WHT White Matte Textured WHS White Gloss Smooth VGT Verde Green Textured Color Option CC Custom color

Notes:

- 14' option not available in Canada
- WM available for 6', 8' and 10' height only
- Not available on WM (Wall Mount)

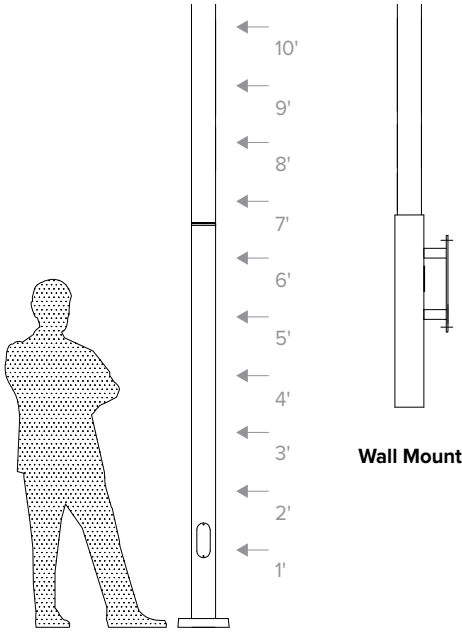
DELIVERED LUMENS

LENS LENGTH	SYSTEM WATTS (120-277V)	5K (5000K nominal, 70 CRI)					4K (4000K nominal, 70 CRI)					3K (3000K nominal, 70 CRI)				
		LUMENS	LPW ¹	B	U	G	LUMENS	LPW ¹	B	U	G	LUMENS	LPW ¹	B	U	G
24	13W	964	74	0	3	1	945	73	0	3	1	839	65	0	3	1
	25W	2080	84	1	4	2	1891	76	1	4	2	1803	73	1	4	2
48	25W	2138	86	1	4	2	2096	84	1	4	2	1860	74	1	4	2
	50W	4234	85	1	5	3	4192	84	1	5	3	3684	74	1	5	2

LC5

LIGHT COLUMN

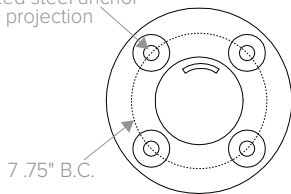
DIMENSIONS



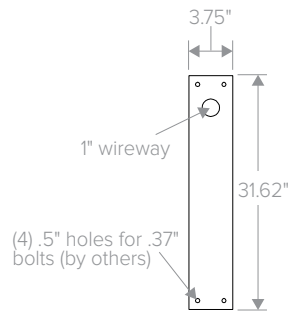
Wall Mount

Ground Mount

(4) .62" x 24" hot dip galvanized steel anchor bolts, 3" projection



Anchor Bolt Pattern



Wall Mount Bracket