



CUSTOMER NAME _____

Project Name _____

Date _____ Type _____

Catalog Number _____

Albeo® ABN1 Series

LED High Bay Lighting

The Albeo® ABN1 LED luminaire is a versatile NSF rated fixture capable of 9,000–28,000 lumens with excellent color rendering. Ideal for high and low bay applications in food packaging and clean facilities, the ABN1 is designed to replace 150W–750W HID fixtures with unmatched reliability, low-profile design and easy cleaning.

CONSTRUCTION

Housing:	Cast A360 Aluminum
Lens:	Polycarbonate
Paint:	Powder coat painted housing.
Weight:	16lb (7.25kg)
Optical Assembly:	LED Optic array with refractive lens

OPTICAL SYSTEM

Lumens:	9000 - 28000
Distribution:	120°, 90°, or 60° clear and 120° diffused lens options
Efficacy:	Up to 165 LPW
CCT:	3000K, 3500K, 4000K, 5000K
CRI:	80 & 90

ELECTRICAL

Input Voltage:	120–277 V, 347 V, & 480 V
Input Frequency:	50/60Hz
Power Factor (PF)*:	>90%*
Total Harmonic Distortion (THD)*:	<20%*
EMI:	FCC CFR Title 47 Part 15, Class A
Surge Protection:	3kV driver surge protection
LED Driver Type:	Class 1

* PF and THD may vary with options

CONTROLS

High-end trim, occupancy and ambient light detection with dimming available. Wireless Daintree® options available

Listing DLC 5.1 LLC: Integrated/embedded networked lighting controls, luminaire-level lighting control (LLC)

LUMEN AMBIENT TEMPERATURE

TYPE	TEMPERATURE RATE
OPERATING TEMPERATURE	–30°C to +55°C (–22°F to 131°F)
STORAGE TEMPERATURE	–40°C to +70°C (–40°F to 158°F)

LUMEN MAINTENANCE

LXX (10K) @ HOURS 100,000 HR
L70

MOUNTING

- **Typical Mounting:** ¾" NPT pendant mount, chain/cable mount, threaded rod mount, surface mount, hook/loop mount, and Y-cable with hook (compatible with chain/cable option only)
- **Cord & Plugs:** Knockout Access—no cord, no plug, available with 23 (Pendant) mounting only 6 ft, 12 ft, 20 ft cord options. 15A & 20A available in straight or twist lock plug (Damp rated)

ADDITIONAL NOTES

- **UL 1598** Suitable for Wet Locations (IP65)
- **Ratings:** NSF SPLASH ZONE rated, IP69K, IP66, NEMA 4X
- **Safety:** UL/cUL Listed
- **Environmental:** RoHS compliant
- **Packaging:** Fixtures are individually packaged.

DESIGN LIFE & WARRANTY

• Current's Limited 5-year Warranty:

Please refer to [ALB048](#) in Product Downloads section at: <https://products.gecurrent.com>





Albeo® ABN1 Series

LED High Bay Lighting

CUSTOMER NAME

Project Name _____

Date _____ Type _____

Catalog Number _____

Ordering Information:

ABN1

T

W 1PK

PRODUCT ID	VOLTAGE ¹	LUMEN OUTPUT	PERFORMANCE LEVEL	CRI	OPTICS/LENS	CONTROLS	MOUNTING	CORD ⁷	PLUG ⁷	FINISH	OPTIONS
ABN1 = Albeo® High Bay NSF 1 st Gen	0 = 120–277V 1 = 120V 4 = 277V 5 = 480V D = 347V	09 = 9,000lm 12 = 12,000lm 18 = 18,000lm 24 = 24,000lm 28 = 28,000lm	T = Standard Efficiency	80 Plus CRI 38 = 3000K C8 = 3500K 48 = 4000K 58 = 5000K 90 Plus CRI 39 = 3000K C9 = 3500K 49 = 4000K 59 = 5000K	1D = 120° Diffused 1C = 120° Clear 9C = 90° Clear 6C = 60° Clear	QZ ⁷ = Dimming leads not externally accessible QV = 0–10V Dimming Daintree® Networked: NA = Occupancy & Ambient Light Sensor, w/ Continuous Dimming (full feature) Daintree® EZ Connect⁴: DF = Occupancy & Ambient light sensor w/ Continuous Dimming Daintree® One⁵: FB = Occupancy & Ambient Light Sensor with Continuous Dimming Daintree® One Custom Options⁵: FF = Occupancy w/ Continuous Dimming FH = Occupancy On/Off FK = Ambient Light Sensor w/ Continuous Dimming FM = Ambient Light Sensor On/Off	22 = Rod Mount 23 = Pendant (¾" NPT) 41 = 5 ft. Y-Cable Hook 42 = 10 ft. Y-Cable Hook 43 = 15 ft. Y-Cable Hook 44 = 20 ft. Y-Cable Hook LP = Loop HK = Hook Mount SM = Surface Mount ST = Chain/Cable	K ² = Knockout A = 6 ft. 18ga cord B = 12 ft. 18ga cord D = 20 ft. 18ga cord	Q = None A = 15A Straight B = 20A Straight C = 15A Twist Lock D = 20A Twist Lock	W = White Powder Coat	1PK = 1 Pack

ORDERING NOTES:

- Specify single voltage if plug is needed.
- K option only available with 23 (Pendant) mounting. See Cord Configuration Table.
- See Lumen Conversion tables for detailed output and power consumption.
- Ambient light detection functionality must be turned on in the Daintree® EZ Connect app.
- Daintree® One devices can be customized and programmed with WHR1 remote.
- 2Q devices can be programmed with FSP remote (SHU# 93076263G).
- Refer to Cord Specification Table for controls / cord / plug compatibility.

NOTE:

See WHS20 spec sheet for default program parameters and occupancy detection patterns.

- Daintree® Wireless Controls can be upgraded over time for greater functionality.
- WHR1 Remote PN: 93131632.
- Daintree® EZ Connect App can be downloaded on the Apple® App Store.
- 40ft (12m) mounting height.

CORD SPECIFICATION TABLE			
CONTROLS	CORD	PLUG	CORD COLOR
QQ	A, B, D	Q, A, B, C, D	Black 3-Conductor
QV	A, B, D	Q Only	White 5-Conductor

OPTIC CODE	OPTIC DESCRIPTION	OUTPUT
1D	120° Diffused Lens	98%
1C	120° Clear Lens	100%
9C	90° Clear Lens	99%
6C	60° Clear Lens	95%

CRI / CCT CONVERSION TABLE			
CRI	CCT	LUMEN PACKAGE OUTPUT	
		09 12	18 24 28
80CRI	5000K	100%	100%
	4000K	98%	94%
	3500K	97%	94%
	3000K	93%	93%
90CRI	5000K	89%	85%
	4000K	85%	81%
	3500K	83%	80%
	3000K	81%	78%

LUMEN CONVERSION TABLE					
80 CRI @ 5000K CCT					
LUMEN PACKAGE	TYPICAL DELIVERED LUMENS	TYPICAL POWER 120–277V	TYPICAL POWER 347/480V	TYPICAL LPW 120–277V	MAX AMBIENT TEMP (°C)*
09	9,000	58	61	155	55°C
12	12,000	79	82	152	55°C
18	17,100	103	103	166	55°C
24	22,700	141	141	161	50°C
28	27,000	176	176	153	40°C

*5° C derating for 0 (120–277 V), or 1 (120 V)
5° C derating for SM (Surface Mount)



LED.com

© 2023 Current Lighting Solutions, LLC. All rights reserved. Information and specifications subject to change without notice. All values are design or typical values when measured under laboratory conditions.






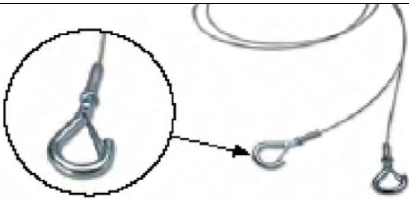
CUSTOMER NAME

Project Name _____

Date _____ Type _____

Catalog Number _____

FIELD-INSTALLABLE MOUNTING AND ACCESSORY OPTIONS

MOUNTING/ACCESSORY OPTIONS	IMAGE	ORDER LOGIC CODE
Pendant Mount (Standard) Available on all fixture configurations. Attaches to ¾" threaded conduit (conduit not included).		23 = Pendant (¾" NPT)
Hook/Loop Mount (optional) Available on all fixture configurations. Attaches to Loop or Hook.		HK = Hook LP = Loop
Chain/Cable Mount (optional) Available on all fixture configurations (chain not included). Y-Cable w/hook can be ordered as an accessory.		ST = Chain/Cable
Surface Mount (optional) Available on all fixture configurations. Attaches to structural member in ceiling. (Hardware not included.)		SM = Surface Mount
Rod Mount (optional) Available on all fixture configurations. Attaches to smooth* 1/2" rod with threaded end. (rod and nuts not included). <i>* Fully threaded rods can be used, but are not NSF rated.</i>		22 = Rod Mount
Y-Cable w/hook (optional) Use with Chain/Cable Option only.		41 = 5 ft. Y-Cable/Hook 42 = 10 ft. Y-Cable/Hook 43 = 15 ft. Y-Cable/Hook 44 = 20 ft. Y-Cable/Hook <i>*ST chain/cable mount included</i>

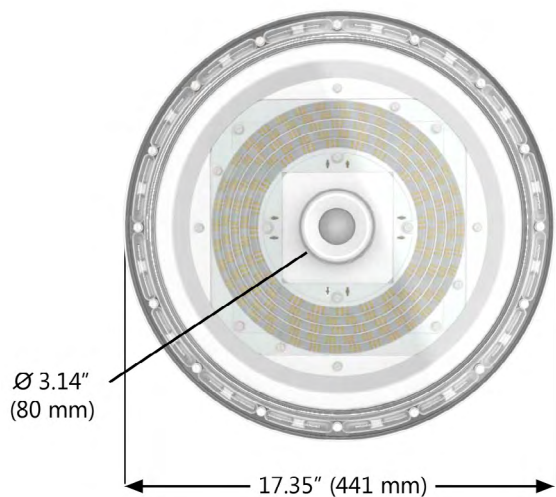
CUSTOMER NAME

Project Name _____

Date _____ Type _____

Catalog Number _____

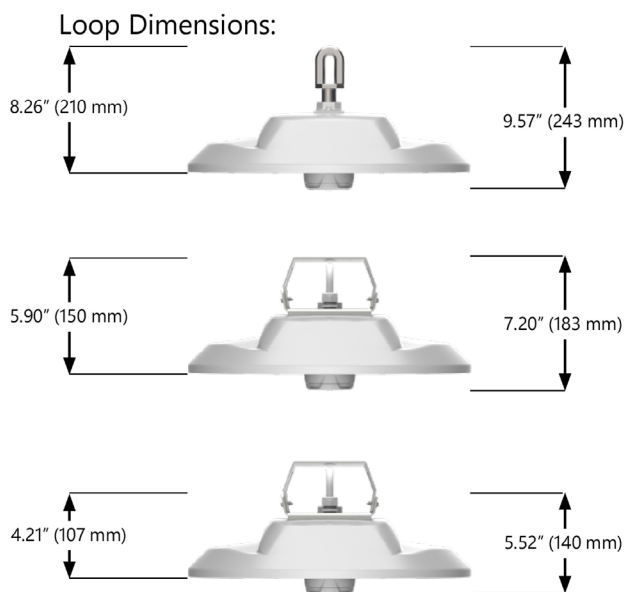
PRODUCT DIMENSIONS



HOOK DIMENSIONS

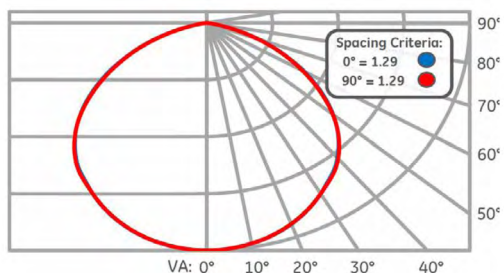


LOOP DIMENSIONS

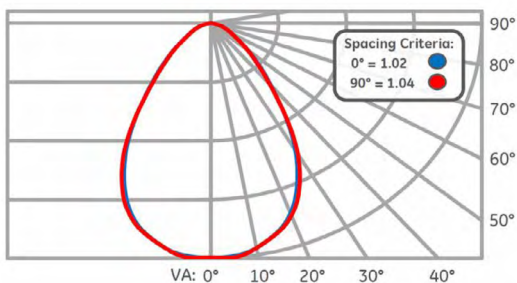


PHOTOMETRIC DATA

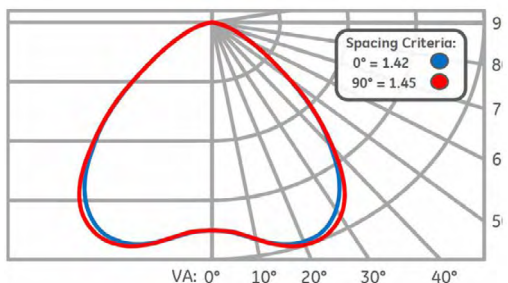
1C
120° Clear



6C
60° Clear



9C
90° Clear



1D
120° Diffused

