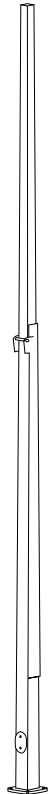


Suggested Luminaire Applications



EACL



EFH



EALS



SPECIFICATION FEATURES

- Square Hinged Steel Shaft
- Prime Painted, inside or out
- Shaft Lengths from 20 to 39 feet
- Two top tenon sizes available
- Stainless Steel pin for hinge
- Flexible wiring guide at hinge area
- Portable lowering mechanisms available

Ordering Number Logic (See Pole Selection Table for actual Ordering Numbers)

A SH S

— — — — — — — — — —

Product Type	Pole Cross Section	Pole Material	Nominal Mounting Height (ft)	Mounting	Shaft Dimensions		Finish
					Width OD (in)	Gauge	
A = Area	SH = Square Hinged	S = Steel	20 = 20	2T = 2-3/8-in. OD top tenon	4.0 = 4.00	7 = 7	PP = Prime Painted (Standard)
			25 = 25	4T = 4-in. OD top tenon	6.4 = 6.41	11 = 11	BL = Black
			30 = 30		7.1 = 7.13		DB = Dark Bronze
			39 = 39		7.2 = 7.18		GV = Galvanized
				<i>Note: Either of these mountings can be used with any of the poles listed; substitute the correct mounting designation for ** in the ordering number listed in the Selection Table</i>	<i>Note: All 4-inch shaft size poles are non-tapered; all poles above 4-inch shaft size are tapered</i>		

NOTE : All poles with anchor bolts need to be entered as 2 line items:

1. The line item for the Pole ONLY, will be the corresponding pole SKU + "-LAB" (Less Anchor Bolts). Example: ASHS202T4.07DB-LAB

2. The line item for the Anchor Bolts and Anchor Bolt Template ONLY, will be the corresponding pole SKU + "-BOLT." Example: ASHS202T4.07DB-BOLT

Pole Selection Table

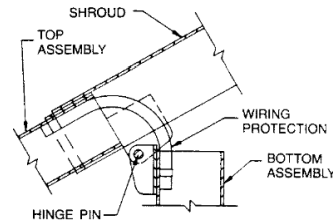
Ordering Number	Nominal Mounting Height (ft)	Shaft Dia (in)	Weight (lbs)	Max Recommended Total Load			
				Maximum Total Effective Projected Area (sq ft)			
				70 MPH	80 MPH	90 MPH	100 MPH
ASHS20**4.07PP	20	4	217	16.2	11.6	8.5	6.2
ASHS25**4.07PP	25	4	160	10.6	7.1	4.8	3.1
ASHS25**6.411PP	25	6.41	254	25.2	18.0	13.0	9.3
ASHS30**4.07PP	30	4	120	6.8	4.0	2.1	0.8
ASHS30**6.411PP	30	6.41	230	18.4	12.5	8.3	5.1
ASHS35**7.211PP	35	7.18	160	12.7	7.1	3.2	—
ASHS35**7.17PP	35	7.13	155	28.5	22.0	16.9	12.1
ASHS39**7.17PP	39	7.13	110	28.3	19.5	13.5	9.2

Note: All 4-inch shaft size poles are non-tapered; all poles above 4-inch shaft size are tapered.

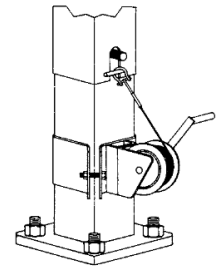
WINCH/CHAIN KIT*	
M180A	ASHS20**4.07
M180A	ASHS25**4.07
M136	ASHS25**6.411
M180A	ASHS30**4.07
M136	ASHS30**6.411
M135	ASHS35**7.17
M135	ASHS35**7.211
M135	ASHS39**7.17

NOTE: * One required per pole

CAUTION: To prevent damage to the pole the chain and/or cable must be kept taut when raising and lowering the pole.



HINGE SECTION DETAIL



WINCH DETAIL

Removable design to be used only during maintenance. Not to be installed permanently.