

# immersion

LED Refrigerated Display Lighting  
Open Deck Cases  
RH30 Series

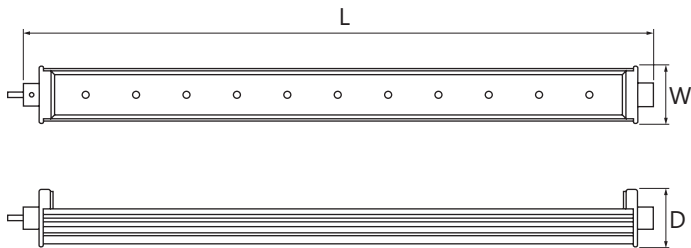
Project Name \_\_\_\_\_

Date \_\_\_\_\_ Type \_\_\_\_\_

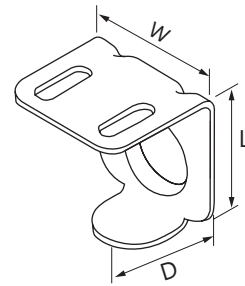
Notes \_\_\_\_\_



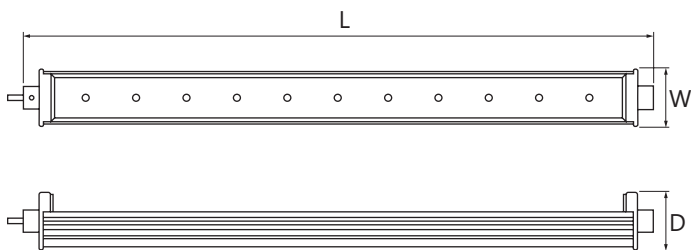
## CANOPY LED LIGHT



## MOUNTING CLIP



## UNDERSHELF LED LIGHT



## LED DRIVER



## Mounting Clips

Specifications			Dimensions			
Product Code	Description	Item		Length (L)	Width (W)	Depth (D)
69721	GEMT3000NCM1-SY	Universal Mounting Clip-L	(in)	1.058	1.024	1.18
69723	GEMT3000NCM1-SB		(mm)	27	26	29.9

# Immersion™

## LED Refrigerated Display Lighting

### Open Deck Cases

### RH30 Series

Project Name \_\_\_\_\_

Date \_\_\_\_\_ Type \_\_\_\_\_

Notes \_\_\_\_\_

## Immersion RH30 Standard Series

Product Info					Performance Data							Dimensions		
Product Code	Description	Package Quantity	Item	Color Temp (K)**	Light Output (Lumens)*	LPW	Lumens per Foot	Life (Hours)	CRI (Min)	Power (Watts)*		Length (L)	Width (W)	Depth (D)
5000K	48" Canopy	1	GEMT304850CAN-SY	5000	1440	67	160	50,000	80	21.5	(in)	45.0	1.3	0.9
		10	GEMT304850CAN-SB								(mm)	1144.0	33.7	23.2
	48" Undershelf	1	GEMT304850USL-SY	5000	500	70	125	50,000	80	7.1	(in)	45.0	1.3	0.9
		10	GEMT304850USL-SB								(mm)	1144.0	33.7	23.2
	36" Canopy	1	GEMT303650CAN-SY	5000	1078	68	359	50,000	80	15.9	(in)	34.4	1.3	0.9
		10	GEMT303650CAN-SB								(mm)	874.0	33.7	23.2
	36" Undershelf	1	GEMT303650USL-SY	5000	371	69	124	50,000	80	5.4	(in)	34.4	1.3	0.9
		10	GEMT303650USL-SB								(mm)	874.0	33.7	23.2
	24" Canopy	1	GEMT302450CAN-SY	5000	737	71	369	50,000	80	10.4	(in)	23.8	1.3	0.9
		10	GEMT302450CAN-SB								(mm)	604.0	33.7	23.2
	24" Undershelf	1	GEMT302450USL-SY	5000	245	68	123	50,000	80	3.6	(in)	23.8	1.3	0.9
		10	GEMT302450USL-SB								(mm)	604.0	33.7	23.2
4000K	48" Canopy	1	GEMT304840CAN-SY	4000	1400	65	350	50,000	80	21.5	(in)	45.0	1.3	0.9
		10	GEMT304840CAN-SB								(mm)	1144.0	33.7	23.2
	48" Undershelf	1	GEMT304840USL-SY	4000	560	79	140	50,000	80	7.1	(in)	45.0	1.3	0.9
		10	GEMT304840USL-SB								(mm)	1144.0	33.7	23.2
	36" Canopy	1	GEMT303640CAN-SY	4000	1020	64	340	50,000	80	15.9	(in)	34.4	1.3	0.9
		10	GEMT303640CAN-SB								(mm)	874.0	33.7	23.2
	36" Undershelf	1	GEMT303640USL-SY	4000	420	78	140	50,000	80	5.4	(in)	34.4	1.3	0.9
		10	GEMT303640USL-SB								(mm)	874.0	33.7	23.2
	24" Canopy	1	GEMT302440CAN-SY	4000	773	74	387	50,000	80	10.4	(in)	23.8	1.3	0.9
		10	GEMT302440CAN-SB								(mm)	604.0	33.7	23.2
	24" Undershelf	1	GEMT302440USL-SY	4000	240	67	120	50,000	80	3.6	(in)	23.8	1.3	0.9
		10	GEMT302440USL-SB								(mm)	604.0	33.7	23.2
3500K	48" Canopy	1	GEMT304835CAN-SY	3500	1300	60	325	50,000	80	2.5	(in)	45.0	1.3	0.9
		10	GEMT304835CAN-SB								(mm)	1144.0	33.7	23.2
	48" Undershelf	1	GEMT304835USL-SY	3500	515	73	129	50,000	80	7.1	(in)	45.0	1.3	0.9
		10	GEMT304835USL-SB								(mm)	1144.0	33.7	23.2
	36" Canopy	1	GEMT303635CAN-SY	3500	960	60	320	50,000	80	15.9	(in)	34.4	1.3	0.9
		10	GEMT303635CAN-SB								(mm)	874.0	33.7	23.2
	36" Undershelf	1	GEMT303635USL-SY	3500	385	71	128	50,000	80	5.4	(in)	34.4	1.3	0.9
		10	GEMT303635USL-SB								(mm)	874.0	33.7	23.2
	24" Canopy	1	GEMT302435CAN-SY	3500	738	71	369	50,000	80	10.4	(in)	23.8	1.3	0.9
		10	GEMT302435CAN-SB								(mm)	604.0	33.7	23.2
	24" Undershelf	1	GEMT302435USL-SY	3500	250	69	125	50,000	80	3.6	(in)	23.8	1.3	0.9
		10	GEMT302435USL-SB								(mm)	604.0	33.7	23.2

\*Lumens and DC watts based on typical in-store installed conditions.

\*\*Color temp, lumens, LPW, and watts +/-10%.

# Immersion™

## LED Refrigerated Display Lighting

### Open Deck Cases

### RH30 Series

Project Name \_\_\_\_\_

Date \_\_\_\_\_ Type \_\_\_\_\_

Notes \_\_\_\_\_

## Immersion RH30 Standard Series

Product Info				Performance Data							Dimensions			
Product Code	Description	Package Quantity	Item	Color Temp (K)**	Light Output (Lumens)*	LPW	Lumens per Foot	Life (Hours)	CRI (Min)	Power (Watts)*		Length (L)	Width (W)	Depth (D)
3000K	48" Canopy	1	GEMT304830CAN-SY	3000	1200	56	300	50,000	80	21.5	(in)	45.0	1.3	0.9
		10	GEMT304830CAN-SB								(mm)	1144.0	33.7	23.2
	48" Undershelf	1	GEMT304830USL-SY	3000	450	63	113	50,000	80	7.1	(in)	45.0	1.3	0.9
		10	GEMT304830USL-SB								(mm)	1144.0	33.7	23.2
	36" Canopy	1	GEMT303630CAN-SY	3000	900	57	300	50,000	80	15.9	(in)	34.4	1.3	0.9
		10	GEMT303630CAN-SB								(mm)	874.0	33.7	23.2
	36" Undershelf	1	GEMT303630USL-SY	3000	350	65	117	50,000	80	5.4	(in)	34.4	1.3	0.9
		10	GEMT303630USL-SB								(mm)	874.0	33.7	23.2
	24" Canopy	1	GEMT302430CAN-SY	3000	600	58	300	50,000	80	10.4	(in)	23.8	1.3	0.9
		10	GEMT302430CAN-SB								(mm)	604.0	33.7	23.2
	24" Undershelf	1	GEMT302430USL-SY	3000	150	42	75	50,000	80	3.6	(in)	23.8	1.3	0.9
		10	GEMT302430USL-SB								(mm)	604.0	33.7	23.2

\*Lumens and DC watts based on typical in-store installed conditions. \*\*Color temp, lumens, LPW, and watts +/-10%.

## Immersion RH30 Standard Series

Product Info				Performance Data							Dimensions			
Product Code	Description	Package Quantity	Item	Color Temp (K)**	Light Output (Lumens)*	LPW	Lumens per Foot	Life (Hours)	CRI (Min)	Power (Watts)*		Length (L)	Width (W)	Depth (D)
4000K	48" Canopy	1	GEMT314840CAN-SY	4000	937	44	234	50,000	75	21.5	(in)	45.7	1.3	0.9
		10	GEMT314840CAN-SB								(mm)	1160.0	33.7	23.2
	48" Undershelf	1	GEMT314840USL-SY	4000	357	50	89	50,000	75	7.1	(in)	45.7	1.3	0.9
		10	GEMT314840USL-SB								(mm)	1160.0	33.7	23.2
	36" Canopy	1	GEMT313640CAN-SY	4000	730	46	243	50,000	75	15.9	(in)	35.0	1.3	0.9
		10	GEMT313640CAN-SB								(mm)	890.0	33.7	23.2
	36" Undershelf	1	GEMT313640USL-SY	4000	274	51	91	50,000	75	5.4	(in)	35.0	1.3	0.9
		10	GEMT313640USL-SB								(mm)	890.0	33.7	23.2
	24" Canopy	1	GEMT312440CAN-SY	4000	481	46	160	50,000	75	10.4	(in)	23.8	1.3	0.9
		10	GEMT312440CAN-SB								(mm)	604.0	33.7	23.2
	24" Undershelf	1	GEMT312440USL-SY	4000	181	50	60	50,000	75	3.6	(in)	23.8	1.3	0.9
		10	GEMT312440USL-SB								(mm)	604.0	33.7	23.2
3000K	48" Canopy	1	GEMT314830CAN-SY	3000	812	38	203	50,000	72	21.5	(in)	45.7	1.3	0.9
		10	GEMT314830CAN-SB								(mm)	1160.0	33.7	23.2
	48" Undershelf	1	GEMT314830USL-SY	3000	320	45	80	50,000	72	7.1	(in)	45.7	1.3	0.9
		10	GEMT314830USL-SB								(mm)	1160.0	33.7	23.2
	36" Canopy	1	GEMT313630CAN-SY	3000	630	40	158	50,000	72	15.9	(in)	35.0	1.3	0.9
		10	GEMT313630CAN-SB								(mm)	890.0	33.7	23.2
	36" Undershelf	1	GEMT313630USL-SY	3000	242	45	61	50,000	72	5.4	(in)	35.0	1.3	0.9
		10	GEMT313630USL-SB								(mm)	890.0	33.7	23.2
	24" Canopy	1	GEMT313630USL-SY	3000	427	41	142	50,000	72	10.4	(in)	23.8	1.3	0.9
		10	GEMT313630USL-SB								(mm)	604.0	33.7	23.2
	24" Undershelf	1	GEMT312430USL-SY	3000	160	44	53	50,000	72	3.6	(in)	23.8	1.3	0.9
		10	GEMT312430USL-SB								(mm)	604.0	33.7	23.2

\*Lumens and DC watts based on typical in-store installed conditions. \*\*Color temp, lumens, LPW, and watts +/-10%.

## LED Driver Specifications

	<b>GEPS6100; 24V-100W Product Code: 13798</b>	<b>GEPS6500; 24V-50W Product Code: 68595</b>	<b>GELP24-100U-GL; 24V-100W Product Code: 93027033</b>	<b>GELP24-60U-GL; 24V-60W Product Code: 93027034</b>
Dimming	Yes	Yes	No	No
Output Power (Watts)	96	50	96	60
Input Voltage (VAC)	120-240	120-240	120-277	120-277
Input Line Frequency (Hz)	50/60	50/60	50/60	50/60
Length	10.7 inch (273mm)	10.7 inch (273mm)	9.5 inch (241mm)	9.5 inch (241mm)
Width	1.7 inch (43mm)	1.7 inch (43mm)	1.7 inch (43mm)	1.7 inch (43mm)
Height	1.1 inch (28mm)	1.1 inch (28mm)	1.1 inch (28mm)	1.1 inch (28mm)

Refer to Power Supply Guide on website for detailed information on Immersion Power Supplies

Conforms to the following standards:



This device complies with Part 15 of the FCC Rules. Operation is subject to the following two conditions: (1) this device may not cause harmful interference, and (2) this device must accept any interference received, including interference that may cause undesired operation. This Class [A] RFLD complies with the Canadian standard ICES-005. Ce DEFR de la classe [A] est conforme à la NMB-005 du Canada.

**NOTE:** This equipment has been tested and found to comply with the limits for a Class A digital device, pursuant to part 15 of the FCC Rules. These limits are designed to provide reasonable protection against harmful interference when the equipment is operated in a commercial environment. This equipment generates, uses, and can radiate radio frequency energy and, if not installed and used in accordance with the instruction manual, may cause harmful interference to radio communications. Operation of this equipment in a residential area is likely to cause harmful interference in which case the user will be required to correct the interference at his own expense.

This product is intended solely for the use of commercial refrigerated, display or case lighting and is not intended for use in any other application.