

CUSTOMER NAME _____

Project Name _____

Date _____ Type _____

Catalog Number _____

Daintree

Wireless Wall Dimmer (WWD2-2)

The **Wireless Wall Dimmer (WWD2-2)** is part of the Daintree Wireless Controls product portfolio, a wireless controls solution for lighting and building control, monitoring, and optimization. Daintree Wireless Controls provides a highly scalable solution to address evolving environmental regulations and transform spaces into intelligent environments for buildings of all sizes.

PRODUCT OVERVIEW

The WWD2-2 is a battery-powered wall dimmer switch that takes the place of a standard wall switch. Using wireless communications, this switch can be used to turn lights on, off, or dim to the users light preference levels. The WWD2-2 switch provides a continuous, linear dimming control.

Installation is quick and easy without the need for any wires, plenum access or wall cavity, while its sleek, low-profile design will complement any office or commercial environment.

- Suitable for many applications, including commercial office, education, healthcare and retail.
- Simple wall mount
- Slim form factor
- Completely wireless installation, communicates to Daintree EZ Connect or Daintree Networked nodes.

KEY FEATURES AND BENEFITS

- Works on Daintree EZ Connect or Daintree Networked Wireless Controls systems
- Intuitive personal controls provide dimming or scene control
- Provides 3-way capability and can connect up to 5 switches per zone
- Decorator style
- Completely wireless installation. Communicates to Daintree Wireless Controls, nodes and devices
- In-Wall or Surface Mount Options
- 5-year battery operation

2-BUTTON WALL DIMMER (WWD2-2SM & WWD2-2IW)

Operation

- Can be programmed as a master On/Off & Dimmer switch
- Multi-way operation (up to 5 switches per zone)

Mounting

- Surface mount (WWD2-2SM)
 - Flexible mounting options (i.e. Entrance, workstation, podium, conference table)
- Recess Mount (WWD2-2IW)
 - Mount in wall Junction Box
 - Ability to gang devices

Commissioning

- Daintree EZ Connect App for Zonal Room Based Control (app available on Apple App Store)
- Daintree Controls Software (DCS) in Daintree Networked

CUSTOMER NAME

Project Name _____

Date _____ Type _____

Catalog Number _____

WARRANTY

Current offers a limited Warranty across its Daintree Portfolio. The table below summarizes the Warranty terms. For additional information, please visit LED.com.

| COMPONENT | WARRANTY PERIOD | COVERAGE DETAILS |
|-----------------------------|--|---|
| Daintree Software | 1 year (IoT Cloud installed Software) Subscription term (SaaS) 3 years | Current warrants that as long as all applicable fees due are paid, Daintree Software will substantially conform to the applicable published documentation and published specifications for the Warranty Period. |
| System Controller | 3 years | 100% parts coverage. Warranty for non-Daintree software (such as operating system software) is provided by the respective software; Current makes no warranty with respect to non-Daintree software. |
| WACs | 5 years | 100% parts coverage |
| Wireless Adapters | 5 years | 100% parts coverage |
| Wireless Devices | 5 years | 100% parts coverage, excluding batteries. |
| Wireless Thermostats | 2 years | 100% parts coverage |

Daintree wireless controls are available integrated and preinstalled in many Current lighting fixtures. Any 0-10V lighting fixture can be enabled with Daintree controls with a Daintree LCA kit.

For a complete list of integrated sensors, look for the Daintree Wireless Controls icon on the product pages on LED.com



WWD2-2SM



WWD2-2SM-BK


SPECIFICATIONS - WWD2-2SM

| | |
|-------------------------------|--|
| Dimensions: | 114mm H x 70mm W x 15mm D |
| Weight: | 130g |
| Power Supply: | (4) AAA 1.5V battery |
| Battery Life: | 5yr (normal operation) |
| Operating Environment: | -10°C to 40° (Indoor Use Only) |
| Status Indicator: | Networked joined/Button triggered |
| Mounting: | Surface mounted, screw hole in backplate, cover can be removed, handheld |
| Warranty: | 5 Years |

SPECIFICATIONS - WWD2-2IW

| | |
|-------------------------------|-----------------------------------|
| Dimensions: | 114mm H x 70mm W x 36mm D |
| Weight: | 130g |
| Power Supply: | (4) AAA 1.5V battery |
| Battery Life: | 5yr (normal operation) |
| Operating Environment: | -10°C to 40° (Indoor Use Only) |
| Status Indicator: | Networked joined/Button triggered |
| Mounting: | Mounts into junction box |
| Warranty: | 5 Years |

PRODUCT CERTIFICATIONS



ORDERING INFORMATION

| SKU | PRODUCT DESCRIPTION |
|--------------------|--|
| WWD2-2SM | Daintree Wireless 2-button Surface Mount Dimmer Switch |
| WWD2-2IW | Daintree Wireless 2-button Wall Mount Dimmer Switch |
| WWD2-2SM-BK | Daintree Wireless 2-button Surface Mount Dimmer Switch Black |

CUSTOMER NAME

Project Name _____

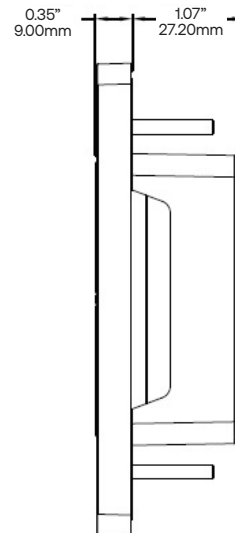
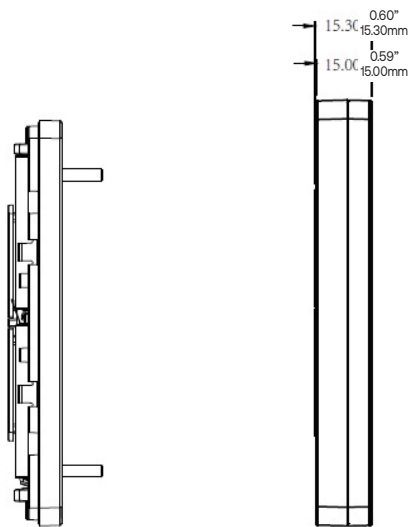
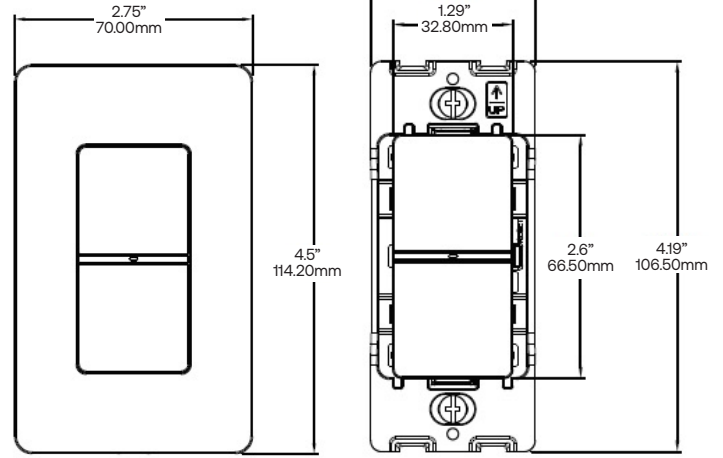
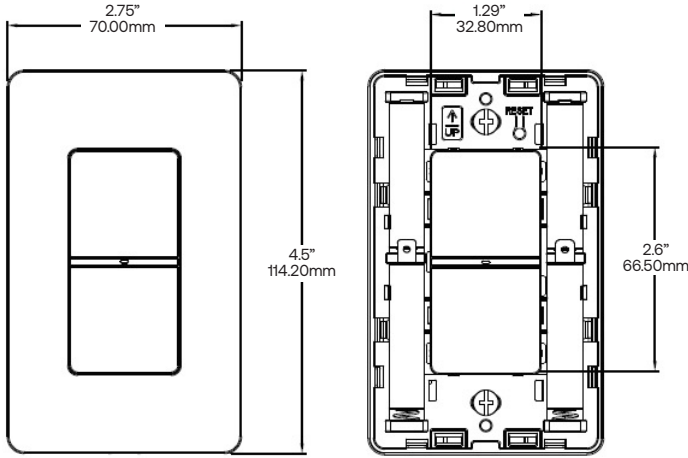
Date _____ Type _____

Catalog Number _____

DIMENSIONS

WWD2-2SM

WWD2-2IW



LED Indicator

| | |
|---|--|
| Rapid flash (12 times per second) for up to 30 seconds | Device is trying to join a network |
| Solid ON for 10 seconds | Device successfully joined a network |
| Flashes once (100ms duration) | Device has been activated while in the network |
| Flashes ON 2 seconds every 30 seconds | Batteries need to be replaced |

Button Functionality

| | | |
|--|---------------------------|---|
| | Up Button | |
| | Short press | Lights ON at previous level |
| | Double short press | Lights ON at 100% output |
| | Down Button | |
| | Short press | Lights OFF |
| | Double short press | Lights ON at minimum dimming level |
| | Hold | Turn ON and dim up |
| | Hold | Turn ON and dim down or dim down if lights are already ON |