

CUSTOMER NAME _____
 PROJECT NAME _____
 DATE _____ TYPE _____
 CATALOG NUMBER _____



ERNM Gen A

LED Roadway Lighting

The Evolve® ERNM NexERA™ LED roadway luminaire provides energy efficiency in a rugged, easy to install, lightweight fixture. New refractive optics provide high-efficacy with application-optimized photometry. Distribution options including Types II, III, IV and V are offered at CCT's of 2700K through 4000K. The ERNM is available with legacy NEMA/ANSI 7-Pin receptacle and/or Zhaga Book 18 receptacle for easy integration with asset management devices and sensors.

Construction

Housing:	Aluminum die cast enclosure IP66 Optical Standard Tool-less entry Integral heat sink for maximum heat transfer
Lens:	Precision Molded Acrylic
Paint:	Corrosion resistant polyester powder paint, minimum 2.0 mil thickness (RAL & custom colors available) Standard = Gray, Black and Dark Bronze Optional = Coastal Finish
Weight:	11.9 - 14.7 lb (5.4-6.7 kg)

Optical System

Lumens:	8,624 - 26,000
Distribution:	Type II, Type III, Type IV, Type V
Efficacy (LPW):	Up to 172
CCT (K):	2700, 3000, 4000
CRI (Min):	70

Electrical

Input Voltage (V):	120-277, 347-480 or 277-480
Input Frequency (Hz):	50/60
Power Factor:	≥ 0.9 at rated watts
Total Harmonic Distortion:	≤ 20% at rated watts

Surge Protection

Standard	Optional
10kV/5kA	Secondary 10kV/5kA (R option) Secondary 20kV/10kA (T option)

*Per NEMA/ANSI C136.2-2018

Certifications

This product meets federal procurement law requirements under the Buy American Act (FAR 52.225-9) and Trade Agreements Act (FAR 52.225-11). Effective 12/19/2024. See [Buy American Act \(BAA\)](#)

Lumen Maintenance

Projected Lxx per IES TM-21-11 at 25°C

LUMEN CODES	DISTRIBUTIONS	LXX(10K @ HOURS)			
		25,000	50,000	75,000	100,000
10	A1CA, B1CA	99	97	95	93
11-19	C1CA, D1CA V1CA	98	96	94	91
20-26		97	95	92	90

Note: Projected Lxx based on LM80 (≥ 17,000 hour testing). Accepted industry tolerances apply to initial luminous flux and lumen maintenance measurements

Ratings

	RANGE	LUMEN CODE
Operating Temperature:	-40°C to 50°C:	10-25
	-40°C to 40°C:	26
Vibration:	3G per NEMA/ANSI C136.31-2011	
LM-79:	Tested in accordance with IES Standards	
EMI:	FCC Title 47 CFR Part 15 Class A	
RoHS:	Complies with the material restrictions of RoHS	

Controls

Dimming:	Standard: 0-10V Optional: DALI D4i (Option U4)
Control Compatibility:	Photo Electric Sensors (PE) available LightGrid+™ Compatible Zhaga Book 18 Sensor Compatible

Warranty

5 Year (Standard)	10 Year (Optional)
-------------------	--------------------

CUSTOMER NAME _____
 PROJECT NAME _____
 DATE _____ TYPE _____
 CATALOG NUMBER _____

Ordering Information

ERNM	A	O	XX	B1CA	30	A	GRAY		
---	-	-	--	---	-	-	---		
PROD. ID	GEN	VOLTAGE	LUMEN CODE	DISTRIBUTION ²	CCT	RECEPTACLE ³		COLOR	OPTIONS
			See table for Available Lumen/ Distribution Combinations						
E = Evolve	A	0 = 120-277V	10	48 LED	27 = 2700K	Top Only		GRAY = Gray	C1 = Captive Door ⁶
R = Roadway		H = 377-480V	11	A1CA = Type II N	30 = 3000K	1 =	Top: None	BLCK = Black	F = Fusing ⁷
N = NexERA™		E = 277-480V ¹	12	B1CA = Type II	40 = 4000K	A =	Top: NEMA/ANSI 7-Pin ⁴	DKBZ = Dark Bronze	G = Internal Bubble Level
M = Medium			13	C1CA = Type III		D =	Top: NEMA/ANSI 7-Pin w/ Shrt Cap ⁴		M1 = Magnapak (23 units/box) ⁸
			14	D1CA = Type IV		E =	Top: NEMA/ANSI 7-Pin w/ Long Life PE ⁴		R = 10kV/5kA Secondary SPD
			15	V1CA = Type V		F =	Top: Zhaga Book 18 ⁵		T = 20kV/10kA Secondary SPD ⁹
			16	Available Q1'25		Top + Bottom			U4 = DALI D4 ^{4,5,10}
			17	72 LED Enhanced LPW		G =	Top: NEMA/ANSI 7-Pin + Bottom: Zhaga Book 18 ^{5,6}		V1 = Field Adjustable Module ¹⁰
			18			H =	Top: NEMA/ANSI 7-Pin w/Shrt Cap + Bottom: Zhaga Book 18 ^{5,6}		Y = Coastal Finish ¹¹
			19			J =	Top: NEMA/ANSI 7-Pin w/ Long Life PE + Bottom: Zhaga Book 18 ^{5,6}		
			20	A2CA = Type II N		Z =	Top: None + Bottom: Zhaga Book 18 ^{5,6}		
			21	B2CA = Type II					
			22	C2CA = Type III					
			23						
			24						
			25						
			26						
			27	Available Q1'25					
			28						

↓
 Select Single Voltage ONLY if Fusing Selected

- E (277-480) voltage not available for lumen codes 10, 11, 12 or 13.
- Nominal IES Type classing subject to typical variation, individual units may differ, review IES files for individual sku typing.
- 7-Pin receptacle per NEMA/ANSI C136.41 and/or 4-Pin receptacle per Zhaga Book 18.
- IF U4 Option selected AND A, D or E Receptacle option is selected, the 7-Pin receptacle will be wired for DALI control with BUS Powered. Contact factory if Non-Powered DALI BUS is required.
- When ordering Zhaga Book 18 receptacle, Dali-D4i (Option U4) must be selected.
- Captive Hinge included when Zhaga Book 18 Receptacle is on the door on Door (Control = G, H, J, Z). Include the C1 option in order logic if requiring the Captive Hinge for any other configurations.
- Fusing may not be available with some combinations (i.e., 10 Lumen level at 347-480V, or 11-13 lumen level at 347-480V input with U4 Option) nor with some 20kV (Option T) SKUs.
- Option M1 provides for multiple fixtures in single palletized container. Single Pack box is standard.
- Secondary 20kV SPD (Option T) may not be available with Fusing (Option F). Contact factory if required.
- Field Adjustable Module (Option V1) not available with Dali (Option U4).
- Coastal Finish (Option Y) is recommended for installations within 750 feet from coast. Check factory for leadtime.

Suggested HID Replacement

- Approximately 4,000 - 10,000 lumens to replace 50-100W HPS Cobrahead
- Approximately 13,000 - 16,000 lumens to replace 200W HPS Cobrahead
- Approximately 16,000 - 20,000 lumens to replace 250W HPS Cobrahead

Note: Actual replacement lumens may vary based upon mounting height, pole spacing, design criteria, etc.
 The information above is designed to provide a guideline to select the correct luminaire for a roadway application. The best and most accurate way to ensure the proper design is by doing a lighting layout.

CUSTOMER NAME _____

PROJECT NAME _____

DATE _____ TYPE _____

CATALOG NUMBER _____

Lumen Tables

LUMEN LEVEL CODE	DIST.	TYPICAL INITIAL LUMENS			TYPICAL WATTAGE		LPW*	BUG RATINGS		
		4000K	3000K	2700K	120-277V	347-480V		4000K	3000K	2700K
10	A1CA	10000	9600	8800	59	61	172	B2-U0-G2	B2-U0-G2	B2-U0-G2
	B1CA	10000	9600	8800			172	B2-U0-G2	B2-U0-G2	B2-U0-G2
	C1CA	9900	9504	8712			170	B2-U0-G2	B2-U0-G2	B2-U0-G2
	D1CA	9800	9408	8624			169	B2-U0-G3	B2-U0-G2	B2-U0-G2
	V1CA	10000	9600	8800			172	B3-U0-G2	B3-U0-G2	B3-U0-G2
11	A1CA	11000	10560	9680	66	67	171	B3-U0-G3	B3-U0-G3	B2-U0-G2
	B1CA	11000	10560	9680			171	B3-U0-G3	B3-U0-G3	B2-U0-G2
	C1CA	10890	10454	9583			169	B2-U0-G2	B2-U0-G2	B2-U0-G2
	D1CA	10780	10349	9486			168	B2-U0-G3	B2-U0-G3	B2-U0-G3
	V1CA	11000	10560	9680			171	B3-U0-G2	B3-U0-G2	B3-U0-G2
12	A1CA	12000	11520	10560	72	73	171	B3-U0-G3	B3-U0-G3	B3-U0-G3
	B1CA	12000	11520	10560			171	B3-U0-G3	B3-U0-G3	B3-U0-G3
	C1CA	11880	11405	10454			169	B2-U0-G3	B2-U0-G2	B2-U0-G2
	D1CA	11760	11290	10349			168	B2-U0-G3	B2-U0-G3	B2-U0-G3
	V1CA	12000	11520	10560			171	B4-U0-G2	B4-U0-G2	B3-U0-G2
13	A1CA	13000	12480	11440	78	80	170	B3-U0-G3	B3-U0-G3	B3-U0-G3
	B1CA	13000	12480	11440			170	B3-U0-G3	B3-U0-G3	B3-U0-G3
	C1CA	12870	12355	11326			168	B2-U0-G3	B2-U0-G3	B2-U0-G2
	D1CA	12740	12230	11211			167	B2-U0-G3	B2-U0-G3	B2-U0-G3
	V1CA	13000	12480	11440			170	B4-U0-G2	B4-U0-G2	B4-U0-G2

* LPW based on 120-277 V, 0-10 V dimming, & 4000K CCT (utilizing non-rounded lumens & watts)

CUSTOMER NAME

PROJECT NAME

DATE

TYPE

CATALOG NUMBER

Lumen Tables

LUMEN LEVEL CODE	DIST.	TYPICAL INITIAL LUMENS			TYPICAL WATTAGE	LPW*	BUG RATINGS		
		4000K	3000K	2700K			4000K	3000K	2700K
14	A1CA	14000	13440	12320	84	169	B3-U0-G3	B3-U0-G3	B3-U0-G3
	B1CA	14000	13440	12320		169	B3-U0-G3	B3-U0-G3	B3-U0-G3
	C1CA	13860	13306	12197		167	B2-U0-G3	B2-U0-G3	B2-U0-G3
	D1CA	13720	13171	12074		166	B2-U0-G3	B2-U0-G3	B2-U0-G3
	V1CA	14000	13440	12320		169	B4-U0-G2	B4-U0-G2	B4-U0-G2
15	A1CA	15000	14400	13200	91	167	B3-U0-G3	B3-U0-G3	B3-U0-G3
	B1CA	15000	14400	13200		167	B3-U0-G3	B3-U0-G3	B3-U0-G3
	C1CA	14850	14256	13068		165	B2-U0-G3	B2-U0-G3	B2-U0-G3
	D1CA	14700	14112	12936		164	B2-U0-G3	B2-U0-G3	B2-U0-G3
	V1CA	15000	14400	13200		167	B4-U0-G2	B4-U0-G2	B4-U0-G2
16	A1CA	16000	15360	14080	98	166	B3-U0-G3	B3-U0-G3	B3-U0-G3
	B1CA	16000	15360	14080		166	B3-U0-G3	B3-U0-G3	B3-U0-G3
	C1CA	15840	15206	13939		164	B2-U0-G3	B2-U0-G3	B2-U0-G3
	D1CA	15680	15053	13798		163	B2-U0-G3	B2-U0-G3	B2-U0-G3
	V1CA	16000	15360	14080		166	B4-U0-G2	B4-U0-G2	B4-U0-G2
17	A1CA	17000	16320	14960	106	164	B3-U0-G3	B3-U0-G3	B3-U0-G3
	B1CA	17000	16320	14960		164	B3-U0-G3	B3-U0-G3	B3-U0-G3
	C1CA	16830	16157	14810		162	B3-U0-G3	B2-U0-G3	B2-U0-G3
	D1CA	16660	15994	14661		161	B2-U0-G3	B2-U0-G3	B2-U0-G3
	V1CA	17000	16320	14960		164	B4-U0-G2	B4-U0-G2	B4-U0-G2
18	A1CA	18000	17280	15840	111	165	B3-U0-G3	B3-U0-G3	B3-U0-G3
	B1CA	18000	17280	15840		165	B3-U0-G3	B3-U0-G3	B3-U0-G3
	C1CA	17820	17107	15682		163	B3-U0-G3	B3-U0-G3	B2-U0-G3
	D1CA	17640	16934	15523		162	B2-U0-G3	B2-U0-G3	B2-U0-G3
	V1CA	18000	17280	15840		165	B4-U0-G2	B4-U0-G2	B4-U0-G2

* LPW based on 120-277 V, 0-10 V dimming, & 4000K CCT (utilizing non-rounded lumens & watts)

CUSTOMER NAME _____

PROJECT NAME _____

DATE _____ TYPE _____

CATALOG NUMBER _____

Lumen Tables

LUMEN LEVEL CODE	DIST.	TYPICAL INITIAL LUMENS			TYPICAL WATTAGE	LPW*	BUG RATINGS		
		4000K	3000K	2700K			4000K	3000K	2700K
19	A1CA	19000	18240	16720	119	163	B3-U0-G3	B3-U0-G3	B3-U0-G3
	B1CA	19000	18240	16720		163	B3-U0-G3	B3-U0-G3	B3-U0-G3
	C1CA	18810	18058	16553		161	B3-U0-G3	B3-U0-G3	B2-U0-G3
	D1CA	18620	17875	16386		160	B3-U0-G3	B2-U0-G3	B2-U0-G3
	V1CA	19000	18240	16720		163	B4-U0-G2	B4-U0-G2	B4-U0-G2
20	A1CA	20000	19200	17600	126	161	B3-U0-G3	B3-U0-G3	B3-U0-G3
	B1CA	20000	19200	17600		161	B3-U0-G3	B3-U0-G3	B3-U0-G3
	C1CA	19800	19008	17424		159	B3-U0-G3	B3-U0-G3	B3-U0-G3
	D1CA	19600	18816	17248		158	B3-U0-G3	B3-U0-G3	B2-U0-G3
	V1CA	20000	19200	17600		161	B4-U0-G2	B4-U0-G2	B4-U0-G2
21	A1CA	21000	20160	18480	135	159	B3-U0-G3	B3-U0-G3	B3-U0-G3
	B1CA	21000	20160	18480		159	B3-U0-G3	B3-U0-G3	B3-U0-G3
	C1CA	20790	19958	18295		157	B3-U0-G3	B3-U0-G3	B3-U0-G3
	D1CA	20580	19757	18110		156	B3-U0-G4	B3-U0-G3	B3-U0-G3
	V1CA	21000	20160	18480		159	B4-U0-G2	B4-U0-G2	B4-U0-G2
22	A1CA	22000	21120	19360	143	157	B3-U0-G3	B3-U0-G3	B3-U0-G3
	B1CA	22000	21120	19360		157	B3-U0-G3	B3-U0-G3	B3-U0-G3
	C1CA	21780	20909	19166		155	B3-U0-G3	B3-U0-G3	B3-U0-G3
	D1CA	21560	20698	18973		154	B3-U0-G4	B3-U0-G4	B3-U0-G3
	V1CA	22000	21120	19360		157	B4-U0-G2	B4-U0-G2	B4-U0-G2
23	A1CA	23000	22080	20240	151	155	B3-U0-G3	B3-U0-G3	B3-U0-G3
	B1CA	23000	22080	20240		155	B3-U0-G3	B3-U0-G3	B3-U0-G3
	C1CA	22770	21859	20038		153	B3-U0-G3	B3-U0-G3	B3-U0-G3
	D1CA	22540	21638	19835		152	B3-U0-G4	B3-U0-G4	B3-U0-G4
	V1CA	23000	22080	20240		155	B5-U0-G3	B4-U0-G2	B4-U0-G2

* LPW based on 120-277 V, 0-10 V dimming, & 4000K CCT (utilizing non-rounded lumens & watts)

CUSTOMER NAME _____

PROJECT NAME _____

DATE _____ TYPE _____

CATALOG NUMBER _____

Lumen Tables

LUMEN LEVEL CODE	DIST.	TYPICAL INITIAL LUMENS			TYPICAL WATTAGE	LPW*	BUG RATINGS		
		4000K	3000K	2700K			4000K	3000K	2700K
24	A1CA	24000	23040	21120	160	153	B3-U0-G3	B3-U0-G3	B3-U0-G3
	B1CA	24000	23040	21120		153	B3-U0-G3	B3-U0-G3	B3-U0-G3
	C1CA	23760	22810	20909		151	B3-U0-G3	B3-U0-G3	B3-U0-G3
	D1CA	23520	22579	20698		150	B3-U0-G4	B3-U0-G4	B3-U0-G4
	V1CA	24000	23040	21120		153	B5-U0-G3	B5-U0-G3	B4-U0-G2
25	A1CA	25000	24000	22000	170	151	B3-U0-G3	B3-U0-G3	B3-U0-G3
	B1CA	25000	24000	22000		151	B3-U0-G3	B3-U0-G3	B3-U0-G3
	C1CA	24750	23760	21780		149	B3-U0-G3	B3-U0-G3	B3-U0-G3
	D1CA	24500	23520	21560		148	B3-U0-G4	B3-U0-G4	B3-U0-G4
	V1CA	25000	24000	22000		151	B5-U0-G3	B5-U0-G3	B4-U0-G2
26	A1CA	26000	24960	22880	180	145	B4-U0-G4	B3-U0-G3	B3-U0-G3
	B1CA	26000	24960	22880		145	B4-U0-G4	B3-U0-G3	B3-U0-G3
	C1CA	25740	24710	22651		144	B3-U0-G3	B3-U0-G3	B3-U0-G3
	D1CA	25480	24461	22422		142	B3-U0-G4	B3-U0-G4	B3-U0-G4
	V1CA	26000	24960	22880		145	B5-U0-G3	B5-U0-G3	B5-U0-G3

* LPW based on 120-277 V, 0-10 V dimming, & 4000K CCT (utilizing non-rounded lumens & watts)

CUSTOMER NAME _____

PROJECT NAME _____

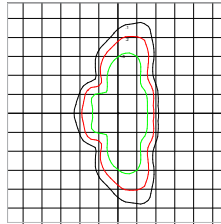
DATE _____

TYPE _____

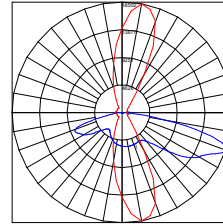
CATALOG NUMBER _____

ERNM - A1CA
Type II
Narrow
Clear, Acrylic

26,000 lumens
 4000K
 ERNMA_26A1CA40_IES



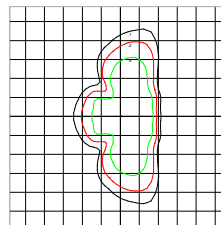
- Mounting Height at 30'
- Initial Footcandle at Grade



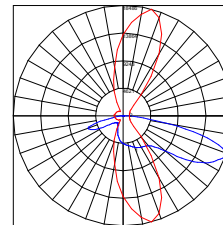
- Vertical Plane Through Horizontal Angles (80 - 260) (Through Max. Cd.)
- Horizontal Cone Through Vertical Angle (70) (Through Max. Cd.)

ERNM - B1CA
Type II
Clear, Acrylic

26,000 lumens
 4000K
 ERNMA_26B1CA40_IES



- Mounting Height at 30'
- Initial Footcandle at Grade



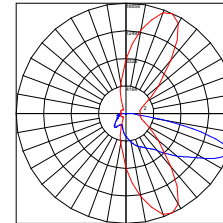
- Vertical Plane Through Horizontal Angles (75 - 255) (Through Max. Cd.)
- Horizontal Cone Through Vertical Angle (69) (Through Max. Cd.)

ERNM - C1CA
Type III
Clear, Acrylic

25,740 lumens
 4000K
 ERNMA_26C1CA40_IES



- Mounting Height at 30'
- Initial Footcandle at Grade



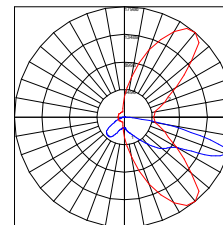
- Vertical Plane Through Horizontal Angles (65 - 245) (Through Max. Cd.)
- Horizontal Cone Through Vertical Angle (69) (Through Max. Cd.)

ERNM - D1CA
Type IV
Clear, Acrylic

25,480 lumens
 4000K
 ERNMA_26D1CA40_IES



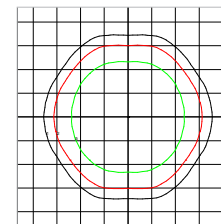
- Mounting Height at 30'
- Initial Footcandle at Grade



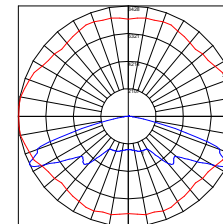
- Vertical Plane Through Horizontal Angles (50 - 230) (Through Max. Cd.)
- Horizontal Cone Through Vertical Angle (71) (Through Max. Cd.)

ERNM - V1CA
Type V
Clear, Acrylic

26,000 lumens
 4000K
 ERNMA_26V1CA40_IES



- Mounting Height at 30'
- Initial Footcandle at Grade



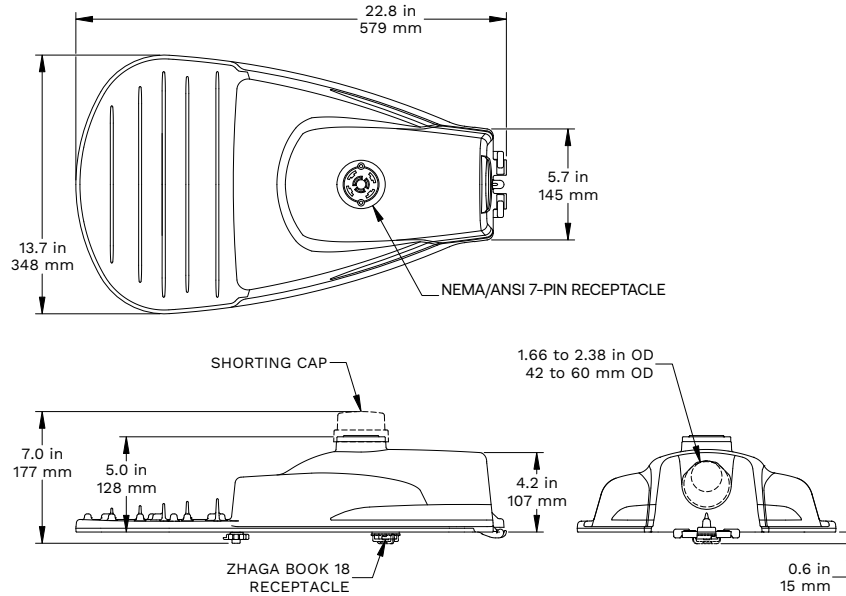
- Vertical Plane Through Horizontal Angles (5 - 185) (Through Max. Cd.)
- Horizontal Cone Through Vertical Angle (64) (Through Max. Cd.)

CUSTOMER NAME _____

PROJECT NAME _____

DATE _____ TYPE _____

CATALOG NUMBER _____



Mounting

- Adjustable for 1.25 to 2 in. nominal mounting pipe
- Integral diecast mounting pipe stop
- Slipfitter with +/- 5 degrees of leveling adjustment

Effective Projected Area

Effective Projected Area: 0.4 ft² (0.037 m²) (Max no shield)

Weight

Approximate Net Weight: 11.9 - 14.7 lb (5.4-6.7 kg)

Accessories

SAP Number	Part Number	Description
93029237G	PED-MV-LED-7	NEMA/ANSI C136.41 Dimming PE, 120-277V
93029238G	PED-347-LED-7	NEMA/ANSI C136.41 Dimming PE, 347V
93029239G	PED-480-LED-7	NEMA/ANSI C136.41 Dimming PE, 480V
28299	PEC0TL	Long Life PE 120-277V
93147530	PECHTL	Long Life PE 277-480V
73251	SCCL-PECTL	Shorting Cap

Network Lighting Controls

DESCRIPTION



Current's LightGrid+™ Outdoor Lighting Control System is designed for Street and Roadway Applications. It enables remote monitoring, control, and asset management of a single fixture or a group of fixtures through a web enabled Central Management System.

CUSTOMER NAME _____

PROJECT NAME _____

DATE _____

TYPE _____

CATALOG NUMBER _____

Shields

Left Shields		Right Shields	
Product Code	Catalog Number	Product Code	Catalog Number
93319084	ELSL-ERNM-BLCK	93319086	ELSR-ERNM-BLCK
93319085	ELSL-ERNM-GRAY	93319087	ELSR-ERNM-GRAY



House Side Shields		Front Shields	
Product Code	Catalog Number	Product Code	Catalog Number
93319069	ELSHS-ERNM-BLCK	93319082	ELSF-ERNM-BLCK
93319081	ELSHS-ERNM-GRAY	93319083	ELSF-ERNM-GRAY

