

DATE: _____ LOCATION: _____
 TYPE: _____ PROJECT: _____
 CATALOG #: _____

SGC-F CANOPY

SLING SERIES - SWITCHABLE CEILING/SURFACE/GARAGE

tradeSELECT®

FEATURES

- Commercial grade LED canopy luminaire for use in outdoor applications such as a commercial building, retail, government and educational facilities
- Low profile housing with a frosted lens for reduced pixelation and glare
- Field switchable lumens and LED color temperature (3K, 4K, 5K) in bronze fixture
- Two housing finishes including white and dark bronze
- Type 5 distribution



SGC-F Bronze



SGC-F White



IP65



SPECIFICATIONS

CONSTRUCTION

- Rugged die-cast aluminum housing with corrosion resistant powder coat finish both protects and provides architectural appearance
- Heat dissipating fins provide superior thermal performance extending the life of the electronic components
- Housing size: 10" x 10" x 3.5"
- Lightly frosted lens for reduced LED pixelation and brightness
- White housing available for SGC-F-40-4K version only

OPTICS

- Type 5 Distribution

ELECTRICAL

- 0-10 Volt dimmable driver
- Universal 120-277 VAC input voltage, 50/60 Hz
- Switchable wattage includes 25, 40, 60W
- Switchable CCT includes 3K, 4K, 5K

INSTALLATION

- 3/4" conduit entry on top for pendant mounting
- 1/2" conduit entry on three sides
- Able to mount on a minimum of 3-3.5" junction box

CERTIFICATIONS

- Listed to UL1598
- IP65

WARRANTY

- 5 year warranty
- Consortium (DLC) standard & premium qualifications, consult the DLC website for more details: designlights.org/QPL

KEY DATA	
Lumen Range	3500-8300
Wattage Range	25-60W
Efficacy Range (LPW)	122-165
Weights lbs. (kg)	6.4 (2.9)

SGC-F CANOPY

SLING SERIES - SWITCHABLE CEILING/SURFACE/GARAGE

DATE: _____ LOCATION: _____

TYPE: _____ PROJECT: _____

CATALOG #: _____

ORDERING GUIDE

STOCK ORDERING INFORMATION

Catalog Number	Wattage	Voltage	CCT/CRI	Lumens	LPW	Finish
SGC-F-60-4K	59.9	120-277V	4000K/70	8043	134.3	Dark Bronze
SGC-F-60-LSCS	25		3000K/70	3562	155	
			4000K/70	3775	164	
			5000K/70	3668	159	
			3000K/70	5441	133	
	40		4000K/70	6002	146	
			5000K/70	5609	137	
			3000K/70	7225	122	
			4000K/70	8312	140	
			5000K/70	7769	131	
			SGC-F-40-4K-WH	40	4000K/70	5807
SGC-F-40-4K	41		4000K/70	5807	141.6	Dark Bronze
SGC-F-20-4K	22.9		4000K/70	3224	140.7	

ELECTRICAL DATA

Nominal Wattage	Input Voltage	Oper. Current (Amps)	System Power (Watts)
25	120	0.19	22.9
	208	0.11	
	240	0.09	
	277	0.08	
40	120	0.34	41
	208	0.18	
	240	0.17	
	277	0.15	
60	120	0.50	59.9
	208	0.29	
	240	0.25	
	277	0.22	

PROJECTED LUMEN MAINTENANCE

Ambient Temperature	OPERATING HOURS					
	0	25,000	TM-21-11 36,000	50,000	100,000	L70 (Hours)
25°C / 77°F	1.00	0.95	0.93	0.90	0.81	170,000
40°C / 104°F	0.99	0.94	0.92	0.89	0.80	165,000

LUMINAIRE AMBIENT TEMPERATURE FACTOR (LATF)

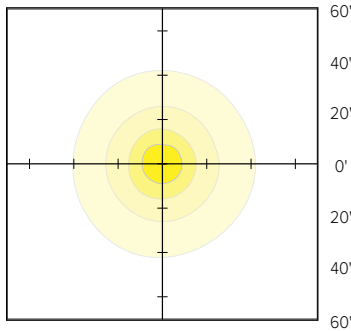
Ambient Temperature		Lumen Multiplier
0°C	32°F	1.03
10°C	50°F	1.01
20°C	68°F	1.00
25°C	77°F	1.00
30°C	86°F	0.99
40°C	104°F	0.98

Use these factors to determine relative lumen output for average ambient temperatures from 0-40°C (32-104°F).



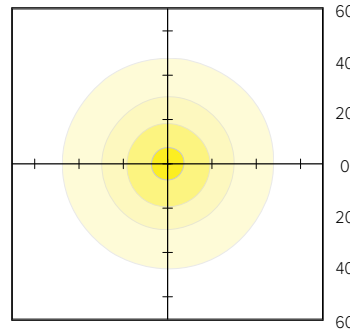
PHOTOMETRY

SGC-F-LSCS @ 20W



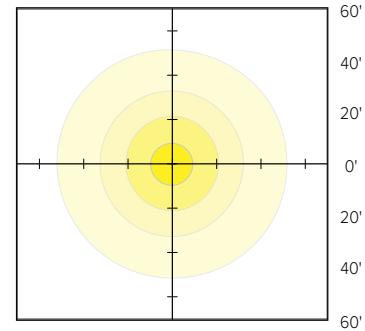
Mounting Distance: 10'

SGC-F-LSCS @ 40W



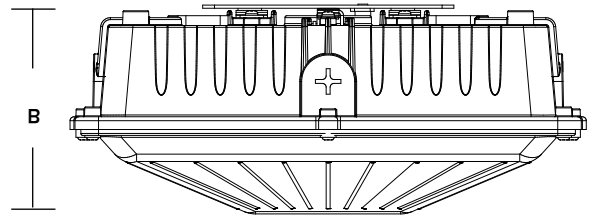
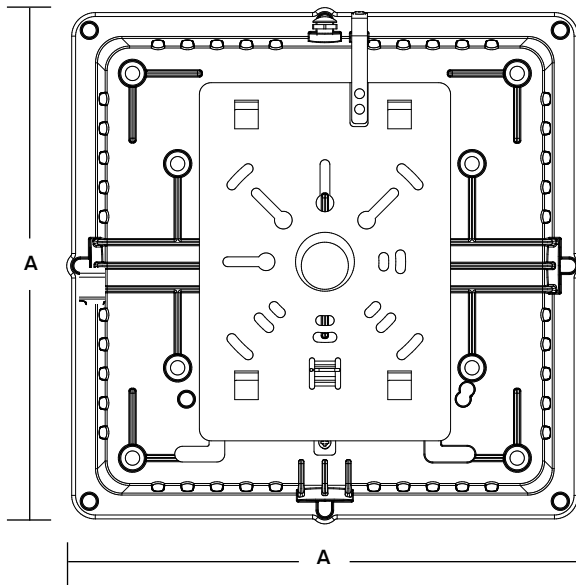
Mounting Distance: 10'

SGC-F-LSCS @ 60W



Mounting Distance: 10'

DIMENSIONS



A	B	Weight
10.4" (263mm)	4.2" (107mm)	6.4lbs (2.9kg)

USE OF TRADEMARKS AND TRADE NAMES

All product and company names, logos and product identifies are trademarks™ or registered trademarks® of Current Lighting, Inc. or their respective owners. Use of them does not necessarily imply any affiliation with or endorsement by such respective owners.