

CUSTOMER NAME _____

Project Name _____

Date _____ Type _____

Catalog Number _____

Eco Disk

Downlight

The Lumination Eco Disk is an affordable surface mount. The LDED is available in 4" or 6" round apertures with selectable CCT and universal voltage that can be installed onto most standard J-Boxes for new construction applications or retrofitted into existing housings.

Construction

Housing:	Aluminum and polycarbonate
Lens:	Non-conductive polycarbonate
Paint:	Powder coat painted (White)
Weight:	LDED R4 - 0.6lb (0.272kg) LDED R6 - 0.7lb (0.317kg)
Optical Assembly:	Custom engineered lens for wide beam distribution

Controls

Dimming: Phase Dimming (TRIAC/ELV), 5%

Ambient Temperature

TYPE	TEMPERATURE RATE
OPERATING TEMPERATURE	-10°C to +40°C (14°F to 104°F)

Optical System

Lumens:	600 - 1000
Distribution:	Very Wide (90°)
Efficacy:	Up to 87 LPW
CCT:	Selectable (2700K/3000K/3500K/4000K)
CRI:	90CRI, R9 >50

Lumen Maintenance

LXX(10K) @ Hours 54,000 HR
L70

Electrical

Input Voltage:	120-277V
Input Frequency:	50/60Hz
Power Factor (PF)*:	>90%*
Total Harmonic Distortion (THD)*:	<20%*
Dimming Control	Phase Dimming (TRIAC/ELV), 5%
Wattage	8W (4"), 12W (6")

* PF and THD may vary with options

Mounting

- Retrofit to existing 4", 5", 6" recessed housings
- Direct install to 3 1/2" and 4" octagonal and round J-Box with a minimum 1 1/2" depth
- Keyholes for screw mount

Design Life & Warranty

- Class 2 high-efficiency LED driver
- Suitable for wet locations
- IC-rated
- 5 year warranty

Ordering Information

LDED

9

SW



PH

FAMILY	SHAPE/SIZE	LUMEN OUTPUT	CRI	CCT	DIMMING
LDED = Lumination Downlight Eco Disks	R4 4" Round Downlight	07 700lm	9 = 90+ CRI	SW = Selectable 2700K/3000K/3500K/4000K	PH = 120 TRIAC/ELV 5% Dimming
	R6 6" Round Downlight	10 1,000lm			

Lumen Data

MODEL	CATALOG NUMBER	WATTS	DELIVERED LUMENS			
			2700K	3000K	3500K	4000K
LDED 4"	LDEDR4079SWPH	8.2	670	690	700	710
LDED 6"	LDEDR6109SWPH	11.5	940	950	960	960

Accessories

	SKU	SPECS	
	93307567	4" Retrofit Accessory Kit	For retrofit installation onto 4" nominal recessed cans. Accessory kit includes Medium Base E26 socket with Quick-Link connector and friction springs.
	93307568	6" Retrofit Accessory Kit	For retrofit installation onto 5" or 6" nominal recessed cans. Accessory kit includes Medium Base E26 socket with Quick-Link connector and torsion springs.

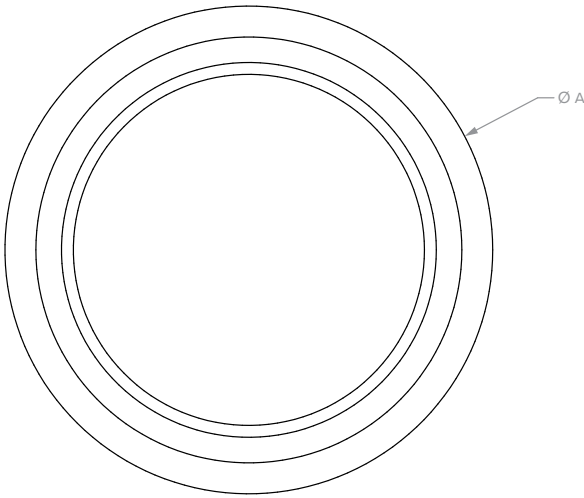
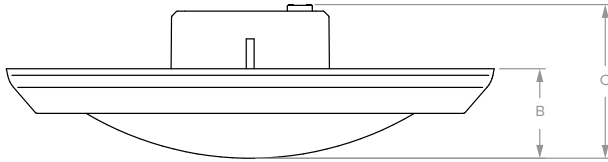
CUSTOMER NAME

Project Name _____

Date _____ Type _____

Catalog Number _____

Product Dimensions



MODEL	DIMENSIONS IN (mm)		
	A	B	C
LDED 4"	5.51" (140mm)	1.15" (29.2mm)	2.11" (53.7mm)
LDED 6"	7.32" (186mm)	1.34" (34.1mm)	2.31" (58.6mm)

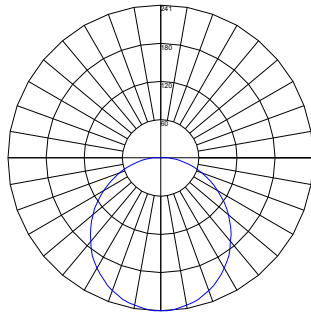
Photometric Data

4" Round LDED

3500K

700 LM

LDEDR4079SWPH



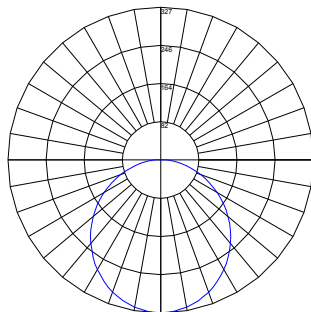
ZONE	LUMENS
0-10	22.71
10-20	64.87
20-30	97.70
30-40	117.01
40-50	120.27
50-60	108.97
60-70	85.59
70-80	55.70
80-90	26.15

6" Round LDED

3500K

1000 LM

LDEDR6109SWPH



ZONE	LUMENS
0-10	30.88
10-20	87.99
20-30	132.35
30-40	158.2
40-50	163.17
50-60	147.34
60-70	114.68
70-80	71.75
80-90	29.36

CUSTOMER NAME

Project Name _____

Date _____ Type _____

Catalog Number _____

Dimmer Compatibility List

Important Notice

Because dimming equipment, applications, and conditions of use are many, varied, and beyond Current's control, this information necessarily is based on limited samples sizes and testing. This list only included dimmers that have been tested with the Current's luminaires listed. There may be other dimmers on the market that are compatible with these Current's luminaires. If you have a question about a particular dimmer that is not on the list, please contact Current to see if the model has been tested, or to arrange testing.

1. Adjust the dimmer to the lowest setting.
2. Locate the trim adjustment and set to the lowest light level where the light output is stable.
3. Turn fixture off and on to ensure proper operation. If it is not operating as expected, adjust the trim up slightly and retest.

DIMMER BRAND	MODEL NUMBER	DIMMER TYPE
Lutron	Diva DVCL-153P	Phase Cut
Lutron	Nova T NTLV-600	Phase Cut
Lutron	Nova N-600	Phase Cut
Leviton	Decora SureSlide 6672-1LW	Phase Cut
Leviton	Renoir II AWSMT-EAW	Phase Cut