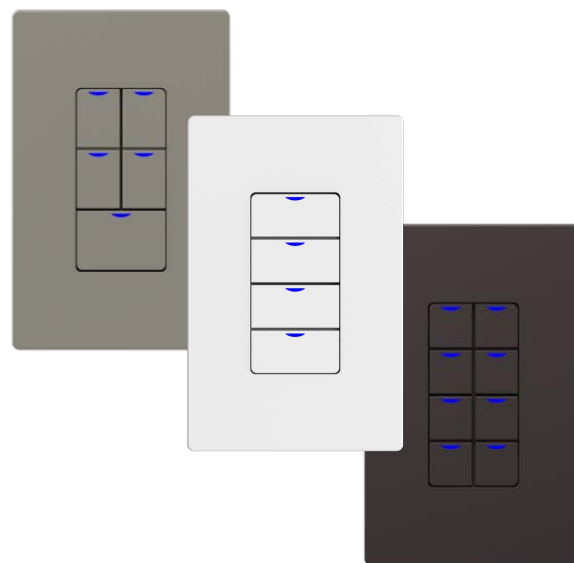


# NXSW2 Series

## SMART WALL STATIONS

## FEATURES

- Plug-and-play operation with NX Communication bus
- Device configuration through NX Lighting Controls Mobile App and NX Area Controller
- Clean, unobtrusive & enduring design
- Up to eight buttons in a single gang
- Gang-able with other decorator type devices
- Digitally addressable
- Available in multiple colors
- Five-year limited warranty



## SPECIFICATIONS

## CONSTRUCTION

- Housing: Rugged injection molded plastic, Polyac FR-ABS, (UL-94 5VA) flame class rating
- Color: White, Black, Gray, Ivory, Light Almond, Red
- Weight: 2.4oz (68g)
- Dimensions: 4.12" (104.65mm) H x 1.86" (47.24mm) W x 1.72" (43.4mm) D

## MOUNTING

- Single-gang NEMA-style switch box (standard switch box - max mounting height: 48")
- Decorator-style wall plate sold separately

## MOUNTING *(cont)*

\*For installation with multi-gang Mud Rings please dry fit NXSW2 prior to installation to verify compatibility

### Recommended multi-gang Mud Rings

Raco 841	Cooper TP496
Raco 8778	Cooper TP488
Raco 780	Steel City 52-C-00
Raco 8781	Orbit 42075
Raco 877	Orbit 42058
Raco 8780SP	Fraser Oaks MR-12E
Cooper TP499	

### ELECTRICAL INPUT

- Input Voltage: 12-24VDC supplied by NX Actuator (not included)
- Power Consumption: 15mA
- NX PBU: 2

## PROGRAMMING INTERFACE

- NX Lighting Controls Mobile App
- NX Area Controller (NXAC2) for Network Applications

## OPERATING ENVIRONMENT

- Rated for Indoor Use Only
- Operating temperature: 32°F to 104°F (0°C to 40°C)
- Relative humidity (non-condensing) 0% to 95%

## CERTIFICATIONS

- cULus Listed
- Complies with FCC Part 15

## WARRANTY

- 5 year limited warranty
- See website for additional information

## ORDERING GUIDE

**Example:** NXSW2-4-WH

CATALOG #

<b>NXSW2</b>		
<b>NXSW2</b>	NX Smart Wall Station	
1 - Made to Order Options; Consult Factory for Lead Times	<b>1</b> 1 Toggle Button <b>2</b> 2 Toggle Button <b>3</b> 3 Toggle Button <b>4</b> 4 Toggle Button <b>5</b> 5 Toggle Button <b>6</b> 6 Toggle Button <b>8</b> 8 Toggle Button	<b>WH</b> White <b>GY</b> Gray <b>BK</b> Black <sup>1</sup> <b>IV</b> Ivory <sup>1</sup> <b>LA</b> Light Almond <sup>1</sup> <b>RD</b> Red <sup>1</sup>

# NXSW2 Series

SMART WALL STATIONS

## ORDERING GUIDE

### Cat5 Cable Ordering Guide

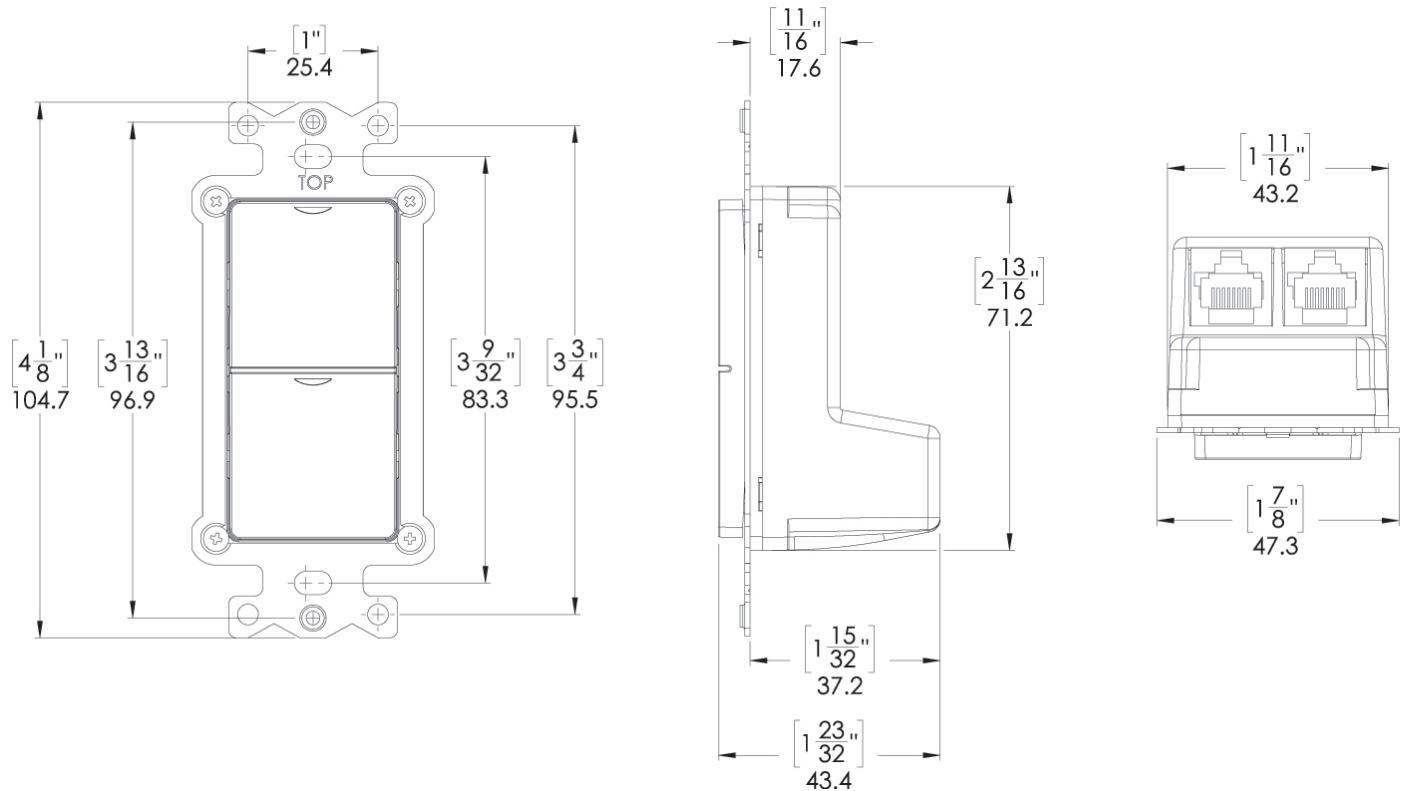
CATALOG #

Model/Description	
CAT5-3IN-OR-PLENUM	CAT5 Cable for NX SmartPORT™ Devices, Plenum Rated, 3in, Orange
CAT5-3F-OR-PLENUM	CAT5 Cable for NX SmartPORT Devices, Plenum Rated, 3ft, Orange
CAT5-10F-OR-PLENUM	CAT5 Cable for NX SmartPORT Devices, Plenum Rated, 10ft, Orange
CAT5-25F-OR-PLENUM	CAT5 Cable for NX SmartPORT Devices, Plenum Rated, 25ft, Orange
CAT5-50F-OR-PLENUM	CAT5 Cable for NX SmartPORT Devices, Plenum Rated, 50ft, Orange
CAT5-100F-OR-PLENUM	CAT5 Cable for NX SmartPORT Devices, Plenum Rated, 100ft, Orange



Cat5 Cable

## DIMENSIONS



# NXSW2 Series

SMART WALL STATIONS

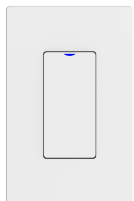
## ADDITIONAL INFORMATION

### Setup and Configuration

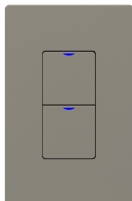
#### Models: NXSW2-1, NXSW2-2, NXSW2-3, NXSW2-4, NXSW2-5, NXSW2-6, NXSW2-8

As shipped, all buttons on these stations are configured as Toggle type ( press for ON/press for OFF ) with LED status. The buttons can be configured for alternate operation using the NX Lighting Controls App.

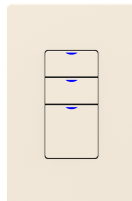
BUTTON TYPES	
Toggle	Sends group ON/group OFF, factory configuration
ON	Sends group ON to full level, relay control is optional
OFF	Sends group OFF to minimum level, relay control is optional
Single Button ON/OFF	Sends group ON to level/group OFF to level, relay control is optional
Raise	Raise dimming level
Lower	Lower dimming level
Preset	Activate a preset scene, 1 – 16
Timed ON	Sends ON with selectable timeout to OFF
CCT ON	Sends ON, level, and sets color
Disabled	Disables the button
CCT Raise	Increase color temperature
CCT Lower	Lower color temperature
Partition	Sends room combine/separate message
ON/Raise/Lower/OFF	Touch for ON, hold for raise/lower, touch for OFF
Emergency Override	Sends Fire Emergency Command (Default is Maintained)
Demand Response	Sends Demand Response Level for the Zone (1-10)
ON/Raise	Touch for ON, hold to raise dimming level
Lower/OFF	Touch for OFF, hold to lower dimming level



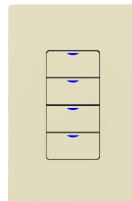
NXSW2-1



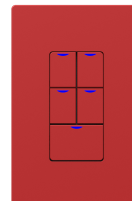
NXSW2-2



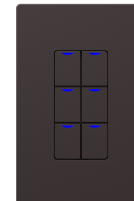
NXSW2-3



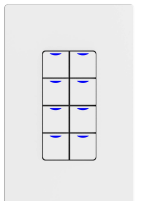
NXSW2-4



NXSW2-5



NXSW2-6



NXSW2-8

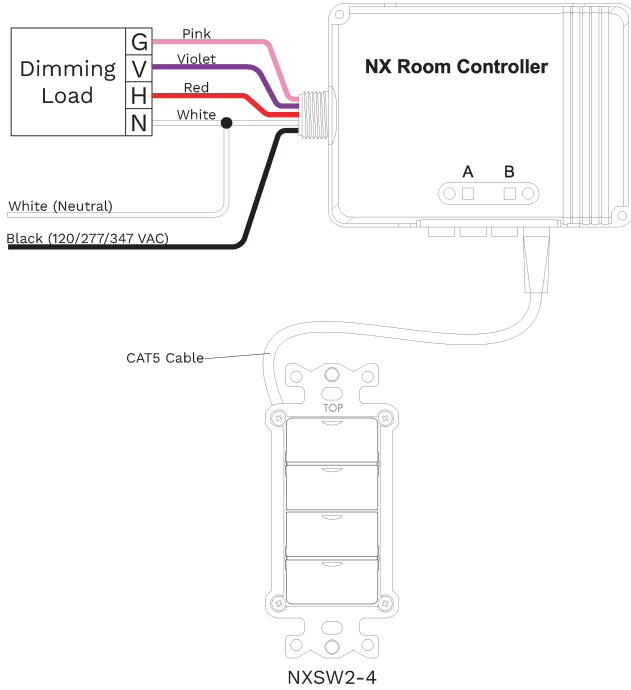
# NXSW2 Series

SMART WALL STATIONS

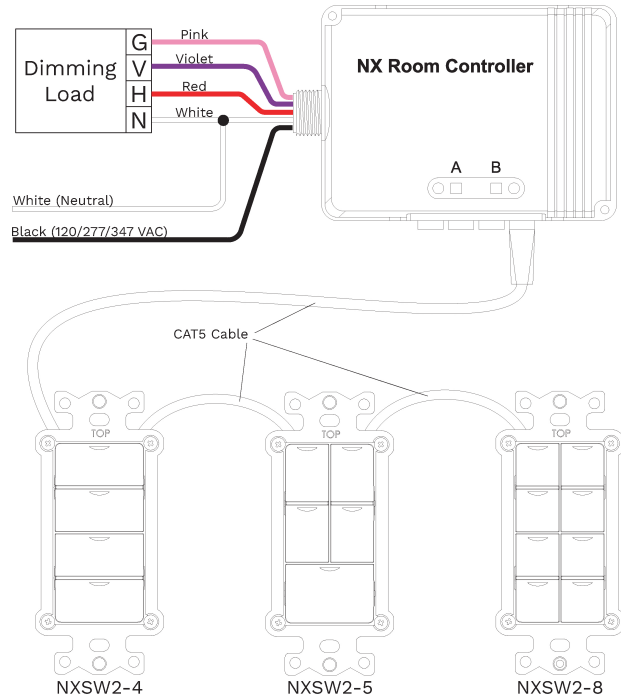
## ADDITIONAL INFORMATION (CONTINUED)

### Wiring Diagrams

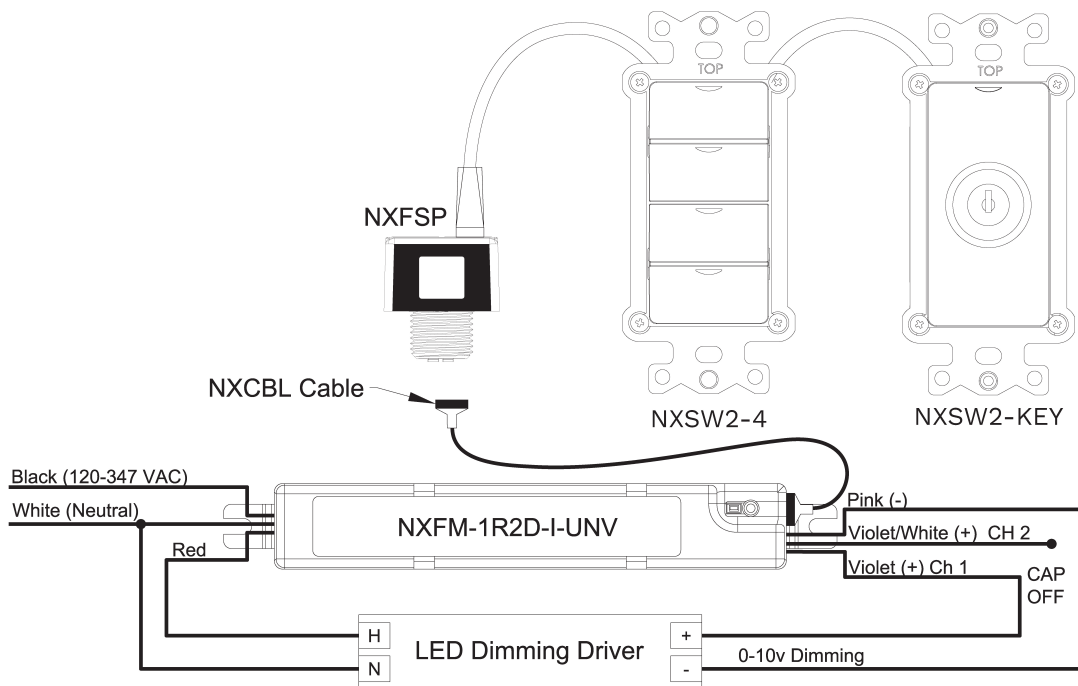
DATE:	LOCATION:
TYPE:	PROJECT:
CATALOG #:	



**NXSW2 Wall Station with NX Room Controller**



**Multiple NXSW2 Wall Stations daisy chained with NX Room Controller**



**Multiple NXSW2 Wall Stations daisy chained with NX Enabled Luminaire**