

SAE 103

LED WALL INDIRECT SAE103

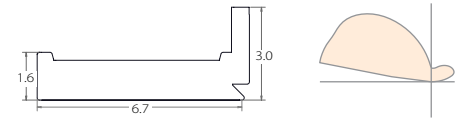
Fixture Type:

Project Name:



Ordering Guide

Feature	Code	Options	Description	
Program		SAE	SAE Program	
Series		103	103 LED Wall Indirect	
Mounting		W	Wall Mount	
Fixture Distribution		I	Indirect	
Uplight Distribution		LPA LPAD	Low Peak Angle Low Peak Angle with Diffuser	
Row Length (in feet)		___'	Enter in foot increments. Note fixture lengths below	
Max length in row		03	3', 914mm	
		04	4', 1219mm	
		06	6', 1829mm	
		08	8', 2438mm	
Finish/Color		C1	Matte White (Default)	
		C2	Textured Matte White	
		C3	Light Silver	
		C4	Machined Aluminum	
		C5	Carbon Black	
		C6	Textured Camera Black	
		CC	Custom Color	
Color Temperature		27K	2700K	
		30K	3000K	
		35K	3500K	
		40K	4000K	
		50K	5000K+	
		27K9	2700K, 90 CRI+	
		30K9	3000K, 90 CRI	
		35K9	3500K, 90 CRI	
		40K9	4000K, 90 CRI	
		50K9	5000K, 90 CRI+	
		2230TD	2200K-3000K SpectraSync™ Dim to Warm*	
		2750T	2700K-5000K SpectraSync™ Tunable White*	
		2765T	2700K-6500K SpectraSync™ Tunable White* *Must be ordered with D05 Driver option; excludes 2' and 3' lengths	
	Output/ft (specifiable in 50 lumens/ft increments)		I055	550 (min)
			I140	1400 (max)



Key Features:

- Variable Intensity technology provides a range of specifiable outputs and resulting fixture wattages
- 100% indirect distribution
- 2 SDCM color variation
- 120 degree peak angle



10 DAY
QUICK SHIP PROGRAM

= Gray Highlighting

Performance

Nomenclature	Lumens/ft	W/ft	Efficacy
I055 (min)	550	4.3	127
I060	600	4.7	130
I065	650	5.0	129
I070	700	5.5	127
I075	750	5.9	127
I080	800	6.4	124
I085	850	7.0	121
I090	900	7.5	121
I095	950	7.8	121
I100	1000	8.2	122

(wattage may vary up to 5% from published)

+ Additional lead time may be applicable. Contact factory.



SAE 103

LED WALL INDIRECT SAE103

Ordering Guide (continued)

Driver	NDM	Non Dimming	
	D05	5% Dimming, 0-10V*	
	D01	1% Dimming, 0-10V	
	DS1	Soft-Start 1% Dimming, 0-10V	
	D00	Dim-to-off (1%), 0-10V	
	DS0	Soft-Start Dim-to-off (1%), 0-10V	
	LEC	Hi-Lume 1% EcoSystem LED driver	
	DALI	DALI+	
DALIP	Powered DALI (2.0)+ *Must be ordered with 2230TD, 2750T or 2765T option		
Circuiting	1C	1 Circuit	
Voltage	UNV	Universal Voltage (120V through 277V)	
	347	347 Volt** *Excludes Emergency Battery Pack 'EF' Option. Excludes DALI and DALIP Dimming Drivers	
Optional Features	Code	Options	Description
Nightlight	NL		Nightlight Circuit Required. Enter quantity. 2NL= 2 nightlight circuits/row
Emergency	EF		10W Emergency Battery Backup. Enter quantity. 2EF = 2 Emergency batteries/row. See Details for restrictions.
Thru-wiring	W1		No Thru Wire
	W2		Provide Normal and Emergency Thru Wiring*
	W3		Provide Normal Thru Wiring Only *Only applicable when specified with emergency
Dust Cover	L1		Clear Acrylic Dust Cover Lens
Control Options	Code	Options	Description
NX**	NXE		NX Wired Dual RJ45 SmartPORTS, without Sensor
	NXW		NX Networked Wireless Radio Module NXRM2 and Bluetooth Programming, without Sensor
	NXERM		NX Wired Dual RJ45 SmartPORTS and Integral NX SMP2-LMI PIR Occupancy Sensor with Automatic Dimming Photocell and Bluetooth Programming
	NXWRM		NX Networked Wireless Enabled Integral NX SMP2-LMI PIR Occupancy Sensor with Automatic Dimming Photocell and Bluetooth Programming *Not available for row mounting; Only available with 0 – 10V Driver options; Contact factory for Length restrictions
Sensors+	_SD1		Daylight Sensor Required. Enter quantity. 2SD1= 2 daylight sensors/row

+ Additional lead time may be applicable. Contact factory.

SAE 103

LED WALL INDIRECT SAE103

Details

Construction:

20 gauge formed steel housing. Adjustable for easy leveling (see instruction sheet for details).

Distribution:

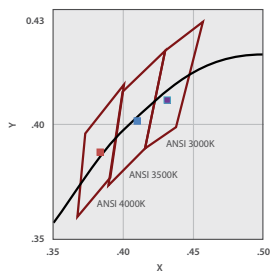
100% indirect.

Finish/Color:

CC- Customer Colors may be subject to extended lead times.

Color Temperature:

27K-2700K output multiplier (0.95)
 30K-3000K output multiplier (0.98)
 35K-3500K output multiplier (1.00)*
 40K-4000K output multiplier (1.03)
 50K-5000K output multiplier (1.05)
 27K9-2700K 90 CRI output multiplier (0.83)
 30K9-3000K 90 CRI output multiplier (0.85)
 35K9-3500K 90 CRI output multiplier (0.88)
 40K9-4000K 90 CRI output multiplier (0.90)
 50K9-5000K 90 CRI output multiplier (0.93)
 *Scale all values from 35K



Color Variation:

2 step MacAdam ellipse

Output (VI technology):

Variable Intensity (VI) technology allows precise specification of fixture output/wattage. Fixture will be programmed and labeled to specification. See output section for available increments.

Output:

Specify in 50 lumens increments/ft within the below range:

	Lumens/ft	Nomenclature
Min:	550	I055
Max:	1400	I140

DATE:	LOCATION:
TYPE:	PROJECT:
CATALOG #:	

Driver:

NDM: Non-dimming. Fixture will be wired for fixed light output.
 D05: Osram 100%-5% dimming range, Fixture will be wired for low voltage 0-10V dimming control. Only applicable if either 2230TD, 2750T or 2765T is selected.
 D01: 100%-1% dimming range. Fixture will be wired for low voltage 0-10V dimming control.
 DS1: Soft-Start 100%-1% dimming range. Fixture will be wired for low voltage 0-10V dimming control.
 D00: Dim-to-off 100%-1% Dimming range. Fixture will be wired for low voltage 0-10V dimming control.
 DS0: Soft-Start Dim-to-off 100%-1% dimming range. Fixture will be wired for low voltage 0-10V dimming control.
 LEC: Hi-Lume 1% EcoSystem LED Driver with Soft-on, Fade-to-Black dimming technology
 DALI: DALI Compatible.
 DALIP: Self-Powered DALI bus (e.g. SR, DEXAL)

Circuiting:

1C (1 Circuit) Fixture wired for a single circuit.

Thru wiring:

See separate LC-Thruwire spec sheet for additional details.


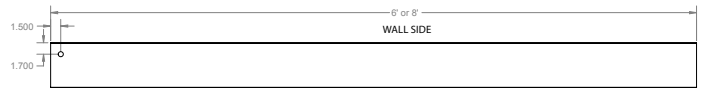
NX Lighting Controls:



Supports indoor and outdoor applications, wired, wireless and hybrid networked NX Lighting Controls deployments and enables emerging applications such as Current Lighting's SpectraSync™ color tuning technology. See separate NX Lighting Controls Application Guide for additional details. See NX Lighting Controls Brochure.

Sensors:

SD1: Daylight sensor only (Wattstopper part# FD301).
 NX: See separate Control Options Guide for additional details.



SpectraSync™ Color Tuning Technology:



Control your space based on the needs of the application, specific activities throughout the day and preferences of the occupants with two distinct SpectraSync™ Color Tuning Technology.

Dim to Warm: Dim to Warm mimics the familiar warming effect that occurs with traditional incandescent sources as they are dimmed. (Available with 2200K-3000K).

Tunable White: Tunable White offers users the ability to tailor CCT to their personal preference, enhancing task visibility, material and colors or the aesthetics of the space. (Available with 2700K-5000K or 2700K-6500K).

See separate SpectraSync™ Tech Sheet for additional details. See separate NX Lighting Controls Guide for additional details.

SAE 103

LED WALL INDIRECT SAE103

Details

Dust cover:

Available. Clear acrylic.

Row joining:

Integral end headers with captive nuts and 1/4-20 machine screws (provided) are accessible without removal of any components.

End caps:

Steel, flat-style. Attach with same method as row joining.

Nightlight:

See separate LC-Nightlight spec sheet for additional details.

Emergency:

EF - 10W battery powered driver.
Provides a minimum of 90 minutes of emergency lighting.
Inverter-Compatible. Provided by others.

Field accessibility:

LED boards and drivers can be accessed, removed, and replaced from installed fixture. Contact factory.

Fixture weight:

2.5 lbs/ft.

Ratings:

CSA listed for damp locations. IBEW. AF of L. Non-ADA compliant.

Warranty:

LED boards-5 years
LED drivers (standard)-5 years
LED drivers (Lutron)-3 years

CRI: 80 minimum

CCT	CRI	R1	R2	R3	R4	R5	R6	R7	R8	R9	R10	R11	R12	R13	R14	R15
30K	83	81	90	96	81	81	86	84	62	12	75	80	68	83	98	75
35K	83	81	88	94	82	81	84	86	65	14	72	80	63	82	96	75
40K	83	82	90	95	81	81	85	87	66	14	75	79	59	84	97	76

Rated Life (LED Board):

Tested in accordance to LM79-2008
L70: 287,000 (per TM-21 extrapolated curve)
L70: >61,000 (per TM-21/LM80 6x's limitation)
L90: 74,000 (per TM-21 extrapolated curve)

Rated Life (Driver):

Standard = 100,000 hours
Lutron = 50,000 hours

SAE 103

LED WALL INDIRECT SAE103

Photometry

Fixture: SAE103-W-I-LPA-04-04-SGL-CX-35K-I075

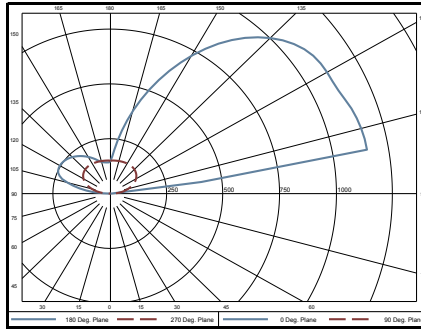
CCT: 3500K

Output: 1075

Nominal lumens: 750 lumens/ft

Efficacy: 133 lm/W

Test report: SAE103-W-I-LPA-04-04-SGL-CX-35K-I075



Zonal Lumens		
Zone	Lumens	Lamp %
90-180	3000	100%