SECURITY LIGHTING™

Columbia LIGHTING

LJT22

2' × 2', LED Troffer

PROJECT INFORMATION

Project Name	Type
Catalog No.	Date

INTERACTIVE MENU

- Ordering Guide
- Product Availability Tables
- Photometric Data
- Dimensional Data

FEATURES

- Full distribution LED troffer
- Direct replacement for fluorescent 2x2
- Wet location option available
- Long-life, 60,000 hour LEDs at L80 reduce life cycle maintenance costs
- Four LED color choices and 80 CRI
- Many shielding choices
- Two door frame choices
- Metal to metal light leak protection on all four sides of shielding frame
- Fixed output, step dimming (high/low/off), 0-10V dimming, 0-10V dimming-dim to dark drivers available
- Hinged optical system allows easy access to LED modules and electrical from below the ceiling
- UL Sanitation certified per NSF standards
- All models standard with IC rating
- DLC® (DesignLights Consortium) Qualified, with some Premium Qualified configurations - see www.designlights.org
- Five year warranty

LJT22

CONSTRUCTION

Luminaire housing, end caps, and reflectors are die-formed code-gauge cold-rolled steel. Optical system hinges from either side for easy access to LED module and electrical components. Mechanical light trap prevents light leaks.

FINISH

All metal parts processed with a multi-stage phosphate bonding treatment and finished with a high reflectance baked white enamel.

SHIELDING

Lens is high transmission pattern #12 acrylic (A12) for light diffusion without compromise to light output. Other shielding may be specified. If desired shielding media is not shown in ordering guide, contact your local Hubbell Lighting representative.

INSTALLATION

An access plate is furnished with each recessed fixture for fast wiring connections without the necessity to open the fixture or wireway.

CEILING COMPATIBILITY

Designed for recessed installation in standard inverted tee grid ceilings (G), recessed installation in hard ceilings (G with FK accessory), surface mount at ceiling plane (SM), or cable mount suspension below ceiling plane (CM). For compatibility with specific ceilings contact your Hubbell Lighting representative.

CERTIFICATION

All luminaires are built to UL 1598 and 2108 standards, and bear appropriate CSA labels. UL Sanitation Certified per NSF Standards. Damp location label standard, wet location labeling is optional. CSA certified to UL 924 standards with battery pack option. Adheres to LM79, LM80 and TM21 industry standards. IC rating is standard on all models. DLC® (DesignLights Consortium) Qualified, with some Premium Qualified configurations. Please refer to the DLC website for specific product qualifications at www.designlights.org.

WARRANTY

Five year warranty. (Terms and Conditions Apply)

Web: www.securitylighting.com
2100 Golf Road, Suite 460, Rolling Meadows, IL 60008-4704
Phone: 1-800-LIGHT IT, 1-800-544-4848, **Fax:** 847-279-0642

Copyright © 2017 Security Lighting, a division of Hubbell Lighting, Inc.
All Rights Reserved. • Specifications subject to change without notice. • Printed in U.S.A. • SL0076 10/21

RETURN TO INTERACTIVE MENU

HUBBELL Lighting

SECURITY LIGHTING™

Columbia LIGHTING

LJT22

2' × 2', LED Troffer

ORDERING INFORMATION

EXAMPLE LJT22-35HLG-FSA12-EU

YOUR ORDER LJT22 – – – U –

LJT 22 –

MODEL

LJT	LED Lensed Troffer

SIZE

22	2' × 2'

COLOR TEMP

30	3000K
35	3500K
40	4000K
50	5000K

LUMEN OUTPUT

VW	Very Low Watt
MW	Medium Low Watt
LW	Low Watt
ML	Medium Lumen
HL	High Lumen
VL	Very High Lumen

See Product Availability Table Below

CEILING TYPE

G	Grid[1]
SM	Surface Mount
CM	Cable Mount[2]

DOOR

FS	White Flush Steel
FA	White Flush Aluminum
RA	Regressed Aluminum

SHIELDING

A12	Pattern 12 Acrylic Lens
A12125	Pattern 12 Acrylic Lens, 0.125" Nominal
A12F	Pattern 12 Frosted Acrylic Lens
A12125F	Pattern 12 Frosted Acrylic Lens, 0.125" Nominal
A19	Pattern 19 Acrylic Lens, 0.156" Nominal
A19F	Pattern 19 Frosted Acrylic Lens 0.156"

DRIVER

E	Fixed Output
ED	0-10V Dimming
ED1	0-10V 1% Dimming
EDD	0-10V Dimming, Dim to Dark
ESD	Step Dimming[3,4]
LUTH	Hi-lume 1% EcoSystem LED driver with Soft-on, Fade-to-Black dimming technology[3,4]

VOLTAGE

U	120V-277V
347	347V

OPTIONS

ELL14	Emergency Battery Pack Installed, 1400 Lumens[4,5,6]
C388	3-Wire Flex
C488	4-Wire Flex
C588	5-Wire Flex
TB4	(4) Bulk T-Bar Clips
GLR	Fast Blow Fuse
GTD	Generator Transfer Device[7]
DTS	Dimming Bypass Module[8]
G1	Single Gasketing (Door to Housing)
G2	Double Gasketing (G1 and Lens to Door)
G3	Triple Gasketing (G2 and Housing to Ceiling)
WL	Wet Location (Select G2 or G3 Gasketing)[9]
EOR	End of Row (SM and CM only. Provides end wiring access for continuous row mounting.)
INT	Intermediate (SM and CM only. Provides ends with wiring access for continuous row mounting.)
CP	Chicago Plenum

ACCESSORIES (ORDER SEPARATELY)

FK22	2' × 2' Single Flange Kit
CM48Y2SC3F-KIT	48" Cable Mount Kit for 2' wide CM ceiling type, 3 Wire Feed Cord

[1] For hard ceilings use flange kit accessory
[2] Order hanger accessories separately
[3] Not available in all lumen packages, see driver table below
[4] Not available with 347V
[5] Not available with surface or cable mount
[6] For compatibility with Dual-Lite LiteGear® inverters in lieu of installed battery pack, contact Hubbell Lighting Representative
[7] GTD available for E (fixed output) driver option only
[8] For emergency circuit control loads including sensors and wireless systems listed to UL924. Only available with 0-10V drivers. Universal voltage only. See page 6 for wiring diagram
[9] FA door and Grid Ceiling only

Damp label—standard
IC rating—standard

DRIVER AVAILABILITY TABLE

	VW	MW	LW	ML	HL	VL
E	X	X	X	X	X	X
ED	X	X	X	X	X	X
ED1	X	X	X	X	X	X
EDD	X	X	X	X	X	X
ESD		X	X	X	X	X
LUTH	X	X	X	X	X	

Web: www.securitylighting.com
2100 Golf Road, Suite 460, Rolling Meadows, IL 60008-4704
Phone: 1-800-LIGHT IT, 1-800-544-4848, **Fax:** 847-279-0642

RETURN TO INTERACTIVE MENU

HUBBELL Lighting

Copyright © 2017 Security Lighting, a division of Hubbell Lighting, Inc.
All Rights Reserved. • Specifications subject to change without notice. • Printed in U.S.A. • SL0076 10/21

Product Availability			
Lumen Package	**Lumens**	**Input Watts**	**LPW**
LJT22-50VWG-FSA12-EU	1572	13	120
LJT22-40VWG-FSA12-EU	1443	13	110
LJT22-35VWG-FSA12-EU	1421	13	108
LJT22-30VWG-FSA12-EU	1380	13	105
LJT22-50MWG-FSA12-EU	2130	18	117
LJT22-40MWG-FSA12-EU	1956	18	107
LJT22-35MWG-FSA12-EU	1926	18	106
LJT22-30MWG-FSA12-EU	1870	18	103
LJT22-50LWG-FSA12-EU	2741	24	116
LJT22-40LWG-FSA12-EU	2517	24	106
LJT22-35LWG-FSA12-EU	2479	24	105
LJT22-30LWG-FSA12-EU	2407	24	102
LJT22-50MLG-FSA12-EU	3722	31	119
LJT22-40MLG-FSA12-EU	3419	31	109
LJT22-35MLG-FSA12-EU	3365	31	108
LJT22-30MLG-FSA12-EU	3267	31	104
LJT22-50HLG-FSA12-EU	4074	33	125
LJT22-40HLG-FSA12-EU	3743	33	114
LJT22-35HLG-FSA12-EU	3684	33	113
LJT22-30HLG-FSA12-EU	3577	33	109
LJT22-50VLG-FSA12-EU	4718	42	113
LJT22-40VLG-FSA12-EU	4334	42	104
LJT22-35VLG-FSA12-EU	4265	42	103
LJT22-30VLG-FSA12-EU	4142	42	100

Web: www.securitylighting.com
2100 Golf Road, Suite 460, Rolling Meadows, IL 60008-4704
Phone: 1-800-LIGHT IT, 1-800-544-4848, **Fax:** 847-279-0642
Copyright © 2017 Security Lighting, a division of Hubbell Lighting, Inc.
All Rights Reserved. • Specifications subject to change without notice. • Printed in U.S.A. • SL0076 10/21

RETURN TO INTERACTIVE MENU

HUBBELL Lighting

PHOTOMETRIC DATA

Test **L051401401** Test Date **05/22/2014**

LUMINAIRE DATA

Luminaire	**LJT22-35MLG-FSA12-EDU** **LJT LED, Lensed Troffer** **2 x 2 LED with A12 pattern acrylic prismed lens**
Ballast	**D15CC55UNVT-C**
Ballast Factor	**1.00**
Lamp	**LED**
Fixture Lumens	**3261**
Watts	**35.17**
Mounting	**Recessed**
Shielding Angle	**0° = 90 90° = 90**
Spacing Criterion	**0° = 1.12 90° = 1.16**
Luminous Opening in feet	**Length:1.82** **Width: 1.83** **Height: 0.00**

ENERGY DATA

Total Luminaire Efficiency	**100.0%**
Total Lumens per Watt	**93**
ANSI/IESNA RP-1-2004 Compliance	**Noncompliant**
Comparative Yearly Lighting Energy Cost per 1000 Lumens	**$2.58 based on 3000 hrs. and $0.08 per KWH**

ZONAL LUMEN SUMMARY

Zone	Lumens	%Lamp	%Fixt.
0-30	1176	36.1	36.1
0-40	1834	56.2	56.2
0-60	2785	85.4	85.4
0-90	3261	100.0	100.0
0-180	3261	100.0	100.0

INDOOR CANDELA PLOT

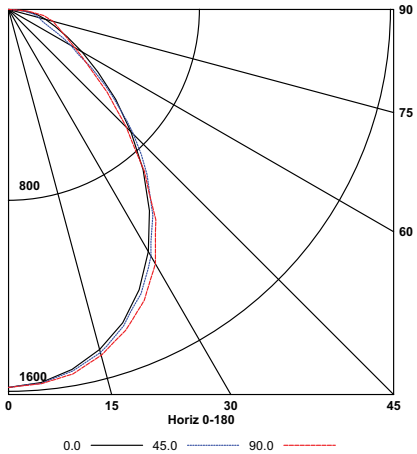

Test **L051401402** Test Date **05/22/2014**

LUMINAIRE DATA

Luminaire	**LJT22-35HLG-FSA12-EDU** **LJT LED, Lensed Troffer** **2 x 2 LED with A12 pattern acrylic prismed lens**
Ballast	**D15CC55UNVT-C**
Ballast Factor	**1.00**
Lamp	**LED**
Fixture Lumens	**3845**
Watts	**43.07**
Mounting	**Recessed**
Shielding Angle	**0° = 90 90° = 90**
Spacing Criterion	**0° = 1.12 90° = 1.16**
Luminous Opening in feet	**Length:1.82** **Width: 1.83** **Height: 0.00**

ENERGY DATA

Total Luminaire Efficiency	**100.0%**
Total Lumens per Watt	**89**
ANSI/IESNA RP-1-2004 Compliance	**Noncompliant**
Comparative Yearly Lighting Energy Cost per 1000 Lumens	**$2.70 based on 3000 hrs. and $0.08 per KWH**

ZONAL LUMEN SUMMARY

Zone	Lumens	%Lamp	%Fixt.
0-30	1379	35.9	35.9
0-40	2154	56.0	56.0
0-60	3281	85.3	85.3
0-90	3845	100.0	100.0
0-180	3845	100.0	100.0

INDOOR CANDELA PLOT

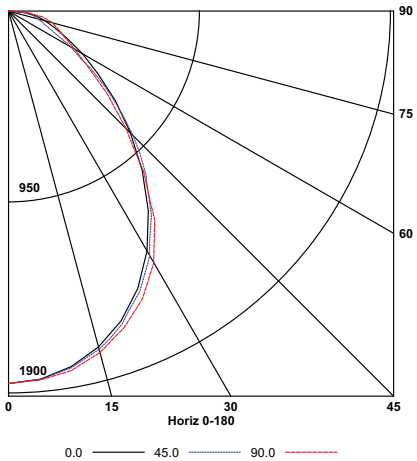

Test **L051401403** Test Date **05/22/2014**

LUMINAIRE DATA

Luminaire	**LJT22-35VLG-FSA12-EDU** **LJT LED, Lensed Troffer** **2 x 2 LED with A12 pattern acrylic prismed lens**
Ballast	**D15CC55UNVT-C**
Ballast Factor	**1.00**
Lamp	**LED**
Fixture Lumens	**4329**
Watts	**50.69**
Mounting	**Recessed**
Shielding Angle	**0° = 90 90° = 90**
Spacing Criterion	**0° = 1.12 90° = 1.16**
Luminous Opening in feet	**Length:1.82** **Width: 1.83** **Height: 0.00**

ENERGY DATA

Total Luminaire Efficiency	**100.0%**
Total Lumens per Watt	**85**
ANSI/IESNA RP-1-2004 Compliance	**Noncompliant**
Comparative Yearly Lighting Energy Cost per 1000 Lumens	**$2.82 based on 3000 hrs. and $0.08 per KWH**

ZONAL LUMEN SUMMARY

Zone	Lumens	%Lamp	%Fixt.
0-30	1556	35.9	35.9
0-40	2429	56.1	56.1
0-60	3696	85.4	85.4
0-90	4329	100.0	100.0
0-180	4329	100.0	100.0

INDOOR CANDELA PLOT

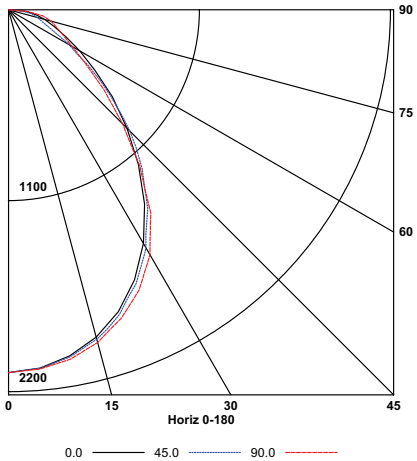

Web: www.securitylighting.com
2100 Golf Road, Suite 460, Rolling Meadows, IL 60008-4704
Phone: 1-800-LIGHT IT, 1-800-544-4848, **Fax:** 847-279-0642

Copyright © 2017 Security Lighting, a division of Hubbell Lighting, Inc.
All Rights Reserved. • Specifications subject to change without notice. • Printed in U.S.A. • SL0076 10/21

RETURN TO INTERACTIVE MENU

HUBBELL Lighting

Columbia LIGHTING

LJT22

2' × 2', LED Troffer

DIMENSIONAL DATA

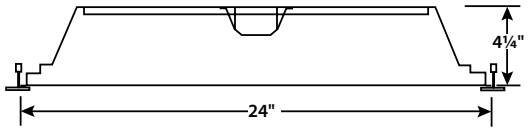

LJT22

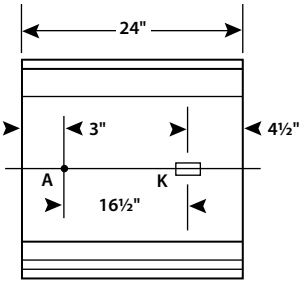

A - ⅞" Diameter Knockout
K - 2" × 3" through hole for access plate

NOTE: All dimensions are in inches; dimensions and specifications are subject to change without notice. Please consult factory or check sample for verification.

CEILING COMPATIBILITY

Type G

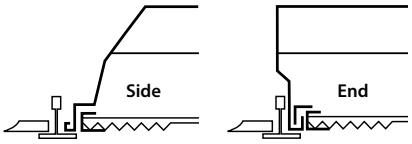

For lay-in installation in exposed grid ceilings. Maximum tee widths of 1" and maximum tee heights of 2" allowed.

FK22 Flange Kit

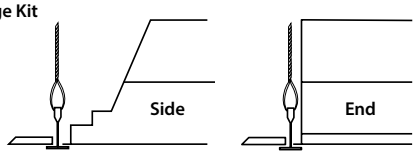

For hard ceiling applications order FK22 flange kit. Flange kit wires directly into concealed ceiling opening for a clean, finished appearance.

FKCR

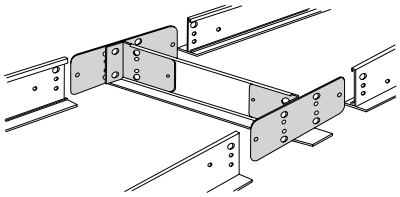

For flanged fixtures in row configurations, the FKCR adapter bracket kit is required in addition to the FK22 kit. Order one less FKCR than the total number of fixtures in row. (Example: Row of two, order (2) FK22 & (1) FKCR)

Row cut out dimensions using FK22 & FKCR adapters:
Width 24⅜", Length [24" × (# in row)] + ¾". Example: (24" × 2) + ⅜"= 48⅜"
Flange kit rough in dimensions for single unit only: 24⅜" × 24⅜"

DIMENSIONAL DATA - SURFACE MOUNT (SM) OR CABLE MOUNT (CM)

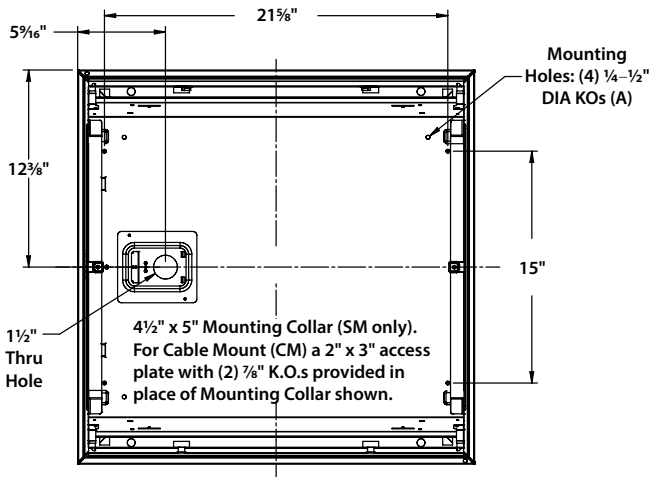

NOTE: All dimensions are in inches; dimensions and specifications are subject to change without notice. Please consult factory or check sample for verification.

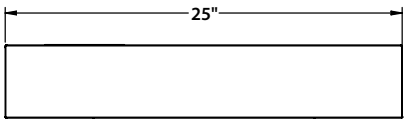

Side View



End View

SURFACE MOUNT

Order SM ceiling type. Mounting collar required for surface mounting. (4) Mounting knock-outs, ¼" to ½" provided as shown, marked "A".

CABLE MOUNT

Order CM ceiling type. Access plate supplied for cable mounting or suspension. Use CM48Y2C3F-KIT 48" cable mount kit. Includes 3 wire feed cord. For other wiring needs, contact Hubbell Lighting representative. Mounting knock-outs, ¼" to ½", provided as shown, marked "A".

Web: www.securitylighting.com
2100 Golf Road, Suite 460, Rolling Meadows, IL 60008-4704
Phone: 1-800-LIGHT IT, 1-800-544-4848, **Fax:** 847-279-0642

Copyright © 2017 Security Lighting, a division of Hubbell Lighting, Inc.
All Rights Reserved. • Specifications subject to change without notice. • Printed in U.S.A. • SL0076 10/21

RETURN TO INTERACTIVE MENU

HUBBELL Lighting

DTS WIRING DIAGRAM (0–10V DIMMING DRIVER SHOWN)

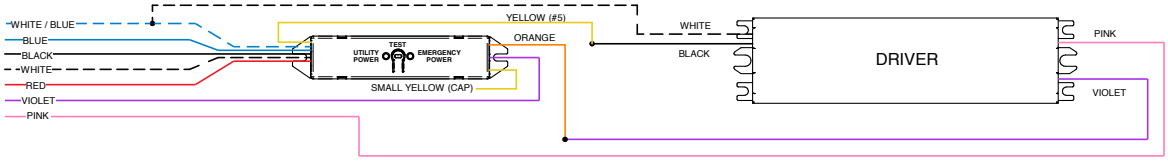

WHITE/BLUE	Emergency Neutral
BLUE	Emergency Line
BLACK	Utility Line (Unswitched Hot)
WHITE	Utility Neutral
RED	Switched Hot
VIOLET	Dimming
PINK	Dimming

Web: www.securitylighting.com
2100 Golf Road, Suite 460, Rolling Meadows, IL 60008-4704
Phone: 1-800-LIGHT IT, 1-800-544-4848, **Fax:** 847-279-0642
Copyright © 2017 Security Lighting, a division of Hubbell Lighting, Inc.
All Rights Reserved. • Specifications subject to change without notice. • Printed in U.S.A. • SL0076 10/21

RETURN TO INTERACTIVE MENU