

DATE: _____ LOCATION: _____
 TYPE: _____ PROJECT: _____
 CATALOG #: _____

FEATURES

- Reliable, uniform, glare free illumination
- Types II, III, IV, V and custom distributions
- 3000K, 4000K, 5000K CCT
- 0-10V dimming ready
- Integral surge suppression
- Upgrade Kits



PROMENADE



Promenade PRM22-PM LED Deck

SPECIFICATIONS

CONSTRUCTION

- All internal and external hardware are stainless steel
- Luminaire finish consists of a five stage pretreatment regimen with a polymer primer sealer, oven dry off, and top coated with a thermoset super TGIC polyester powder coat finish
- Optical bezel finish matches the luminaire housing

LED/OPTICS

- Molded silicone gasket ensures a weather-proof seal around each individual LED
- Features revolutionary individual LED optical control based on high performance TIR optical designs

LED/OPTICS CONTINUED

- House Side Shield is available on Standard and Clear Lens options except any Type 5 distribution. House Side Shield is not available for any distribution using a Diffused Lens

INSTALLATION

- Fixtures must be grounded in accordance with national, state and/or local electrical codes. Failure to do so may result in serious personal injury

ELECTRICAL

- Luminaires have integral surge protection, UL recognized and have a surge current rating of 10,000 Amps using the industry standard 8/20uSec wave and surge rating of 372J

ELECTRICAL CONTINUED

- Drivers are UL recognized with an inrush current maximum of <20.0 Amps maximum at 230VAC
- 100%-1% dimming range. Fixture will be wired for low voltage 0-10V dimming control
- Driver and surge suppressor are mounted to a prewired tray with quick disconnects that may be removed from the gear compartment

CERTIFICATIONS

- ETL listed under UL 1598 and CSA C22.2 No. 250.0-08 for wet locations

WARRANTY

- 5 year warranty

HOUSING

PRM22-PM-LK		LED Quantity		Lumen Output		CCT/CRI		Distribution		Finish	
PRM22-PM- LK	Promenade Upgrade Kit	72L	72 LED	310	450mA, MicroCore Equivalent	AMB	Amber-595nm Peak ¹	1	Type I	BLS	Black Gloss Smooth
				335	335mA, 8,500 lumens	3K7	3000K, 70 CRI	2	Type II	BLT	Black Matte Textured
				465	700mA, MicroCore Equivalent	4K7	4000K, 70 CRI	3	Type III	DBS	Dark Bronze Gloss Smooth
				500	500mA, 12,000 lumens	5K7	5000K, 70 CRI	4W	Type IV Wide	DBT	Dark Bronze Matte Textured
				700	700mA, 16,000 Lumens			5Q	Type V Square	GTT	Graphite Matte Textured
								5W	Type V Wide	LGS	Light Grey Gloss Smooth
								LGT	Light Grey Matte Textured		
								PSS	Platinum Silver Gloss Smooth		
								VGT	Verde Green Matte Textured		
								WHS	White Gloss Smooth		
								WHT	White Matte Textured		
Color Option											
								CC ⁴	Custom Color		

Optional Lens	Options	Voltage
CL Clear Lens	HS House Side Shield ³	UNV 120-277V
SG Clear Sag Lens	SF Single Fuse (120,277)	
	DF Double Fuse (208,240) ²	

Notes:

- 1 Turtle friendly
- 2 Diffused Lens is available only with T3 and T5W distribution
- 3 House side Shield is available only with T1, T2, T3 and T4W distributions
- 4 Consult factory for custom color, marine and corrosive finish options

DELIVERED LUMENS

The table below shows the delivered lumens for the various lumen outputs and beam distributions. Use this chart in connection with the lumen factor (LF) capability to deliver any output required.

LUMINAIRE PERFORMANCE – NO LENS

LED #	Drive Current	Lumen Package	Lens	Distribution	3000K 70CRI				4000K 70CRI				5000K 70CRI										
					Lumen	Bug Rating			Efficacy (Lm/W)	Lumen	Bug Rating			Efficacy (Lm/W)	Lumen	Bug Rating			Efficacy (Lm/W)				
72	310	Microcore Equivalent	No Lens	1	9098	1	0	1	131.0	9398	1	0	1	135.3	9750	1	0	1	140.4				
				2	8497	1	0	2	122.3	8777	1	0	2	126.4	9106	1	0	2	131.1				
				3	8200	1	0	2	118.1	8470	1	0	2	121.9	8787	1	0	2	126.5				
				4W	8512	1	0	3	122.5	8792	1	0	3	126.6	9122	1	0	3	131.3				
				1-HS	5590	0	0	0	80.5	5774	0	0	0	83.1	5991	0	0	0	86.2				
				2-HS	4847	0	0	1	69.8	5006	0	0	1	72.1	5194	0	0	1	74.8				
				3-HS	4722	0	0	1	68.0	4877	0	0	1	70.2	5060	0	0	1	72.8				
				4W-HS	4774	0	0	2	68.7	4931	0	0	2	71.0	5116	0	0	2	73.6				
				5Q	8871	3	0	1	127.7	9163	3	0	1	131.9	9506	3	0	1	136.9				
	5W	8416		3	0	2	121.2	8693	3	0	2	125.1	9018	3	0	2	129.8						
	335	8,500			1	9764	1	0	1	128.9	10085	1	0	1	133.2	10463	1	0	1	138.1			
					2	9119	1	0	2	120.4	9419	2	0	2	124.4	9772	2	0	2	129.0			
					3	8800	1	0	2	116.2	9090	1	0	2	120.0	9430	1	0	2	124.5			
					4	9135	1	0	3	120.6	9436	1	0	3	124.6	9789	1	0	3	129.1			
					1-HS	6000	0	0	0	79.2	6197	0	0	0	81.8	6429	0	0	0	84.9			
					2-HS	5202	0	0	1	68.7	5373	0	0	1	70.9	5574	0	0	1	73.5			
					3-HS	5067	0	0	1	66.9	5234	0	0	1	69.1	5430	0	0	2	71.9			
					4-HS	5123	0	0	2	67.6	5292	0	0	2	69.9	5490	0	0	2	72.6			
					5Q	9521	3	0	1	125.7	9834	3	0	1	129.8	10202	3	0	1	134.4			
	5W	9032		3	0	2	119.3	9329	3	0	2	123.2	9678	3	0	2	127.8						
	465	Microcore Equivalent			1	13285	1	0	1	124.2	13722	1	0	1	128.2	14235	1	0	1	133.0			
					2	12407	2	0	2	116.0	12815	2	0	2	119.8	13295	2	0	2	124.3			
					3	11973	2	0	3	111.9	12367	2	0	3	115.6	12830	2	0	3	119.9			
					4W	12429	2	0	3	116.2	12838	2	0	3	120.0	13318	2	0	3	124.5			
					1-HS	8163	0	0	1	76.3	8431	0	0	1	78.8	8747	0	0	1	81.7			
					2-HS	7077	0	0	1	66.1	7310	0	0	1	68.3	7584	0	0	1	70.9			
					3-HS	6894	0	0	2	64.4	7121	0	0	2	66.6	7388	0	0	2	69.0			
					4W-HS	6970	1	0	2	65.1	7200	1	0	2	67.3	7469	1	0	2	69.8			
					5Q	12953	3	0	1	121.1	13379	3	0	2	125.0	13880	3	0	2	129.7			
					5W	12288	4	0	2	114.8	12692	4	0	2	118.6	13167	4	0	2	123.1			
					500	12,000		1	14124	1	0	1	122.2	14589	2	0	1	126.2	15135	2	0	1	131.0
								2	13191	2	0	2	114.1	13625	2	0	2	117.9	14136	2	0	2	122.3
								3	12730	2	0	3	110.1	13149	2	0	3	113.8	13641	2	0	3	118.0
								4	13214	2	0	3	114.3	13649	2	0	3	118.1	14160	2	0	3	122.5
								1-HS	8679	0	0	1	75.1	8964	0	0	1	77.6	9300	0	0	1	80.5
								2-HS	7524	0	0	1	65.1	7772	0	0	1	67.2	8063	0	0	1	69.8
								3-HS	7330	0	0	2	63.4	7571	0	0	2	65.5	7855	0	0	2	68.0
	4-HS	7411		1				0	2	64.1	7655	1	0	2	66.2	7942	1	0	2	68.7			
	5Q	13772		3				0	2	119.2	14225	3	0	2	123.1	14758	3	0	2	127.7			
	5W	13065		4				0	2	113.0	13494	4	0	2	116.8	14000	4	0	2	121.1			
	700	16,000						1	18985	2	0	1	118.6	19609	2	0	2	122.5	20343	2	0	2	127.1
								2	17731	2	0	2	110.8	18314	2	0	2	114.4	19000	3	0	3	118.7
								3	17110	2	0	3	106.9	17673	2	0	3	110.4	18335	2	0	3	114.6
								4	17762	2	0	4	111.0	18346	2	0	4	114.6	19033	2	0	4	118.9
								1-HS	11665	0	0	1	72.9	12049	0	0	1	75.3	12500	0	0	1	78.1
2-HS			10114					1	0	2	63.2	10446	1	0	2	65.3	10838	1	0	2	67.7		
3-HS			9852					1	0	2	61.6	10177	1	0	2	63.6	10558	1	0	2	66.0		
4-HS			9961		1	0	2	62.2	10289	1	0	2	64.3	10674	1	0	2	66.7					
5Q			18511		4	0	2	115.7	19120	4	0	2	119.5	19836	4	0	2	123.9					
5W			17560		4	0	2	109.7	18138	4	0	2	113.3	18817	4	0	2	117.6					

LUMINAIRE PERFORMANCE – CLEAR LENS

LED #	Drive Current	Lumen Package	Lens	Distribution	3000K 70CRI				4000K 70CRI				5000K 70CRI						
					Lumen	Bug Rating			Efficacy (Lm/W)	Lumen	Bug Rating			Efficacy (Lm/W)	Lumen	Bug Rating			Efficacy (Lm/W)
						1	2	3			1	2	3			1	2	3	
72	310	Microcore Equivalent	Clear Lens	1	7887	1	0	1	113.5	8146	1	0	1	117.2	8452	1	0	1	121.6
				2	7366	1	0	2	106.0	7608	1	0	2	109.5	7893	1	0	2	113.6
				3	7108	1	0	2	102.3	7342	1	0	2	105.6	7617	1	0	2	109.6
				4W	7379	1	0	3	106.2	7622	1	0	3	109.7	7907	1	0	3	113.8
				1-HS	4846	0	0	0	69.7	5006	0	0	0	72.0	5193	0	0	0	74.7
				2-HS	4202	0	0	1	60.5	4340	0	0	1	62.4	4502	0	0	1	64.8
				3-HS	4093	0	0	1	58.9	4228	0	0	1	60.8	4386	0	0	1	63.1
				4W-HS	4138	1	0	1	59.5	4275	0	0	1	61.5	4435	0	0	2	63.8
				5Q	7690	3	0	1	110.7	7943	3	0	1	114.3	8241	3	0	1	118.6
				5W	7295	3	0	1	105.0	7535	3	0	2	108.4	7817	3	0	2	112.5
				1	8464	1	0	1	111.8	8743	1	0	1	115.5	9070	1	0	1	119.8
				2	7905	1	0	2	104.4	8165	1	0	2	107.9	8471	1	0	2	111.9
	3	7628	1	0	2	100.8	7879	1	0	2	104.1	8175	1	0	2	108.0			
	4W	7919	1	0	3	104.6	8179	1	0	3	108.1	8486	1	0	3	112.1			
	1-HS	5201	0	0	0	68.7	5372	0	0	0	71.0	5573	0	0	0	73.6			
	2-HS	4509	0	0	1	59.6	4657	0	0	1	61.5	4832	0	0	1	63.8			
	3-HS	4393	0	0	1	58.0	4537	0	0	1	59.9	4707	0	0	1	62.2			
	4W-HS	4441	0	0	2	58.7	4587	0	0	2	60.6	4759	0	0	2	62.9			
	5Q	8253	3	0	1	109.0	8525	3	0	1	112.6	8844	3	0	1	116.8			
	5W	7829	3	0	2	103.4	8087	3	0	2	106.8	8390	3	0	2	110.8			
	1	11516	1	0	1	107.6	11895	1	0	1	111.2	12340	1	0	1	115.3			
	2	10755	2	0	2	100.5	11109	2	0	2	103.8	11525	2	0	2	107.7			
	3	10379	1	0	2	97.0	10720	2	0	2	100.2	11122	2	0	2	103.9			
	4W	10774	1	0	3	100.7	11129	1	0	3	104.0	11545	2	0	3	107.9			
	1-HS	7076	0	0	0	66.1	7309	0	0	0	68.3	7582	0	0	0	70.9			
	2-HS	6135	0	0	1	57.3	6337	0	0	1	59.2	6574	0	0	1	61.4			
	3-HS	5976	0	0	2	55.9	6173	0	0	2	57.7	6404	0	0	2	59.9			
	4W-HS	6042	0	0	2	56.5	6241	0	0	2	58.3	6475	0	0	2	60.5			
	5Q	11229	3	0	1	104.9	11598	3	0	1	108.4	12032	3	0	1	112.5			
	5W	10652	4	0	2	99.6	11002	4	0	2	102.8	11414	4	0	2	106.7			
	1	12244	1	0	1	105.9	12647	1	0	1	109.4	13120	1	0	1	113.5			
	2	11435	2	0	2	98.9	11811	2	0	2	102.2	12254	2	0	2	106.0			
	3	11035	2	0	2	95.5	11398	2	0	3	98.6	11825	2	0	3	102.3			
	4W	11455	2	0	3	99.1	11832	2	0	3	102.4	12275	2	0	3	106.2			
	1-HS	7523	0	0	0	65.1	7771	0	0	0	67.2	8062	0	0	0	69.7			
	2-HS	6523	0	0	1	56.4	6737	0	0	1	58.3	6990	0	0	1	60.5			
	3-HS	6354	0	0	2	55.0	6563	0	0	2	56.8	6809	0	0	2	58.9			
	4W-HS	6424	0	0	2	55.6	6636	0	0	2	57.4	6884	0	0	2	59.6			
	5Q	11938	3	0	1	103.3	12331	3	0	1	106.7	12793	3	0	1	110.7			
	5W	11325	4	0	2	98.0	11698	4	0	2	101.2	12136	4	0	2	105.0			
	1	16457	2	0	1	102.8	16998	2	0	1	106.2	17635	2	0	1	110.2			
	2	15370	2	0	2	96.0	15876	2	0	2	99.2	16470	2	0	2	102.9			
	3	14832	2	0	2	92.7	15320	2	0	2	95.7	15894	2	0	2	99.3			
	4W	15397	2	0	3	96.2	15903	2	0	4	99.4	16499	2	0	4	103.1			
	1-HS	10112	0	0	1	63.2	10445	0	0	1	65.3	10836	0	0	1	67.7			
	2-HS	8767	0	0	1	54.8	9056	0	0	2	56.6	9395	0	0	2	58.7			
	3-HS	8541	1	0	2	53.4	8822	1	0	2	55.1	9152	1	0	2	57.2			
	4W-HS	8635	1	0	2	54.0	8919	1	0	2	55.7	9253	1	0	2	57.8			
5Q	16047	4	0	2	100.3	16574	4	0	2	103.6	17195	4	0	2	107.4				
5W	15222	4	0	2	95.1	15723	4	0	2	98.2	16312	4	0	2	101.9				

PRM22-PM-LK

LED UPGRADE KIT

DATE: _____ LOCATION: _____

TYPE: _____ PROJECT: _____

CATALOG #: _____

LUMINAIRE PERFORMANCE – SAG LENS

LED #	Drive Current	Lumen Package	Lens	Distribution	3000K 70CRI				4000K 70CRI				5000K 70CRI							
					Lumen	Bug Rating			Efficacy (Lm/W)	Lumen	Bug Rating			Efficacy (Lm/W)	Lumen	Bug Rating			Efficacy (Lm/W)	
						1	2	3			1	2	3			1	2	3		
72	310	Microcore Equivalent	Sag Lens	1	8282	1	0	1	119.2	8554	1	0	1	123.2	8875	1	0	1	127.8	
				2	7735	1	0	2	111.4	7990	1	0	2	115.0	8289	1	0	2	119.3	
				3	7464	1	0	2	107.5	7710	1	0	2	111.0	7999	1	0	2	115.2	
				4W	7748	1	0	3	111.6	8003	1	0	3	115.2	8303	1	0	3	119.5	
				1-HS	5089	0	0	0	73.3	5256	0	0	0	75.7	5453	0	0	0	78.5	
				2-HS	4412	0	0	1	63.5	4557	0	0	1	65.6	4728	0	0	1	68.1	
				3-HS	4298	0	0	1	61.9	4440	0	0	1	63.9	4606	0	0	1	66.3	
				4W-HS	4346	0	0	1	62.6	4489	0	0	2	64.6	4657	0	0	2	67.0	
				5Q	8075	3	0	1	116.3	8341	3	0	1	120.1	8653	3	0	1	124.6	
	5W	7661		3	0	2	110.3	7913	3	0	2	113.9	8209	3	0	2	118.2			
	335	8,500			1	8888	1	0	1	117.4	9180	1	0	1	121.3	9524	1	0	1	125.8
					2	8301	1	0	2	109.7	8574	1	0	2	113.3	8895	1	0	2	117.5
					3	8011	1	0	2	105.8	8274	1	0	2	109.3	8584	1	0	2	113.4
					4W	8316	1	0	3	109.8	8589	1	0	3	113.5	8911	1	0	3	117.7
					1-HS	5461	0	0	0	72.1	5641	0	0	0	74.5	5852	0	0	0	77.3
					2-HS	4735	0	0	1	62.5	4891	0	0	1	64.6	5074	0	0	1	67.0
					3-HS	4613	0	0	1	60.9	4764	0	0	1	62.9	4943	0	0	1	65.3
					4W-HS	4664	0	0	2	61.6	4817	0	0	2	63.6	4997	0	0	2	66.0
					5Q	8666	3	0	1	114.5	8951	3	0	1	118.2	9287	3	0	1	122.7
	5W	8221		3	0	2	108.6	8492	3	0	2	112.2	8810	3	0	2	116.4			
	465	Microcore Equivalent			1	12093	1	0	1	113.0	12490	1	0	1	116.7	12958	1	0	1	121.1
					2	11294	2	0	2	105.6	11666	2	0	2	109.0	12102	2	0	2	113.1
					3	10899	2	0	2	101.9	11257	2	0	2	105.2	11679	2	0	2	109.1
					4W	11314	1	0	3	105.7	11686	2	0	3	109.2	12124	2	0	3	113.3
					1-HS	7430	0	0	0	69.4	7675	0	0	0	71.7	7962	0	0	0	74.4
					2-HS	6442	0	0	1	60.2	6654	0	0	1	62.2	6903	0	0	1	64.5
					3-HS	6276	0	0	2	58.7	6482	0	0	2	60.6	6725	0	0	2	62.9
					4W-HS	6345	0	0	2	59.3	6554	0	0	2	61.3	6799	0	0	2	63.5
					5Q	11791	3	0	1	110.2	12179	3	0	1	113.8	12635	3	0	1	118.1
	5W	11185		4	0	2	104.5	11553	4	0	2	108.0	11986	4	0	2	112.0			
	500	12,000			1	12857	1	0	1	111.2	13280	1	0	1	114.9	13777	1	0	1	119.2
					2	12008	2	0	2	103.9	12403	2	0	2	107.3	12867	2	0	2	111.3
					3	11588	2	0	2	100.2	11969	2	0	2	103.5	12417	2	0	2	107.4
					4W	12029	2	0	3	104.1	12425	2	0	3	107.5	12890	2	0	3	111.5
					1-HS	7900	0	0	0	68.3	8160	0	0	1	70.6	8466	0	0	1	73.2
					2-HS	6849	0	0	1	59.3	7075	0	0	1	61.2	7340	0	0	1	63.5
					3-HS	6672	0	0	2	57.7	6892	0	0	2	59.6	7150	0	0	2	61.9
					4W-HS	6746	0	0	2	58.4	6968	1	0	2	60.3	7229	1	0	2	62.5
					5Q	12536	3	0	1	108.4	12949	3	0	1	112.0	13434	3	0	2	116.2
	5W	11892		4	0	2	102.9	12284	4	0	2	106.3	12744	4	0	2	110.2			
	700	16,000			1	17281	2	0	1	108.0	17850	2	0	1	111.5	18518	2	0	1	115.7
					2	16140	2	0	2	100.8	16671	2	0	2	104.2	17295	2	0	2	108.1
					3	15575	2	0	3	97.3	16087	2	0	3	100.5	16690	2	0	3	104.9
					4W	16168	2	0	4	101.0	16700	2	0	4	104.3	17325	2	0	4	108.2
					1-HS	10618	0	0	1	66.3	10968	0	0	1	68.5	11379	0	0	1	71.1
					2-HS	9206	0	0	2	57.5	9509	1	0	2	59.4	9865	1	0	2	61.6
					3-HS	8968	1	0	2	56.0	9264	1	0	2	57.9	9610	1	0	2	60.0
					4W-HS	9068	1	0	2	56.7	9366	1	0	2	58.5	9717	1	0	2	60.7
5Q			16850		4	0	2	105.3	17405	4	0	2	108.7	18056	4	0	2	112.8		
5W	15985	4	0	2	99.9	16511	4	0	2	103.2	17129	4	0	2	107.0					

PHOTOMETRY

PRM22-PM-72L-700-4K7-1

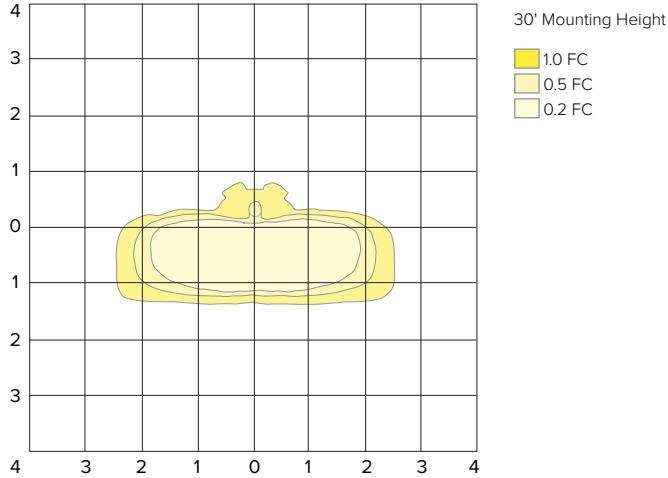
LUMINAIRE DATA

Description	4000 Kelvin, 70CRI
Delivered Lumens	19609
Watts	160.1
Efficacy	122.5
IES Type	I
BUG Rating	B2-U0-G2
Mounting Height	30 ft
Grid Scale	30 ft

ZONAL LUMEN SUMMARY

Zone	Lumens	% Luminaire
Downward Street Side	17224	88%
Downward House Side	2385	12%
Downward Total	19609	100%
Upward Street Side	0	0%
Upward House Side	0	0%
Upward Total	0	0%
Total Flux	19609	100%

ISOFOOT CANDLE PLOT



PRM22-PM-72L-700-4K7-2

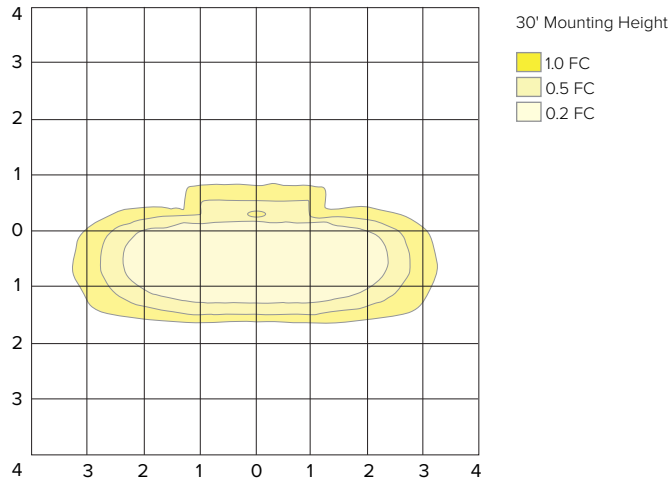
LUMINAIRE DATA

Description	4000 Kelvin, 70CRI
Delivered Lumens	18314
Watts	160.1
Efficacy	114.4
IES Type	II
BUG Rating	B2-U0-G2
Mounting Height	30 ft
Grid Scale	30 ft

ZONAL LUMEN SUMMARY

Zone	Lumens	% Luminaire
Downward Street Side	15165	83%
Downward House Side	3149	17%
Downward Total	18314	100%
Upward Street Side	0	0%
Upward House Side	0	0%
Upward Total	0	0%
Total Flux	18314	100%

ISOFOOT CANDLE PLOT



PRM22-PM-72L-700-4K7-3

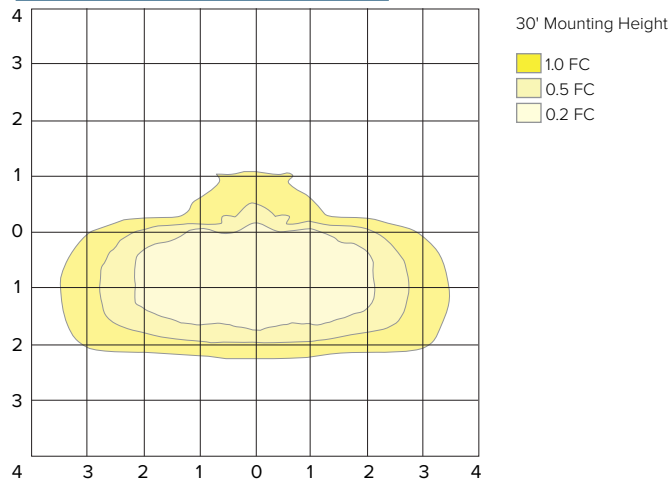
LUMINAIRE DATA

Description	4000 Kelvin, 70CRI
Delivered Lumens	17673
Watts	160.05
Efficacy	110.4
IES Type	III
BUG Rating	B2-U0-G3
Mounting Height	30 ft
Grid Scale	30 ft

ZONAL LUMEN SUMMARY

Zone	Lumens	% Luminaire
Downward Street Side	14990	85%
Downward House Side	2683	15%
Downward Total	17673	100%
Upward Street Side	0	0%
Upward House Side	0	0%
Upward Total	0	0%
Total Flux	17673	100%

ISOFOOT CANDLE PLOT



PHOTOMETRY

PRM22-PM-72L-700-4K7-4W

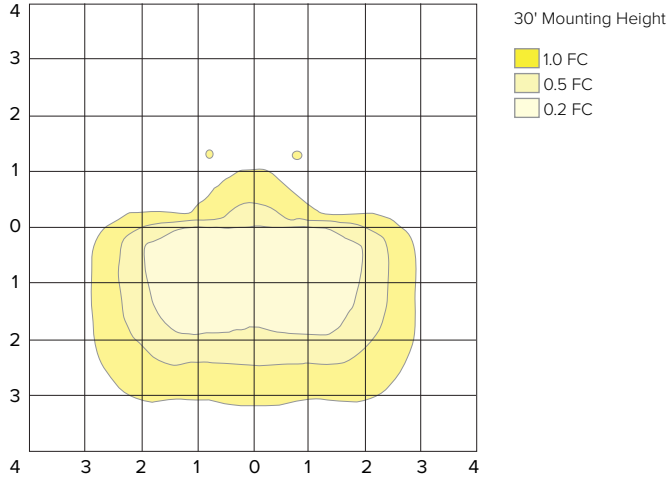
LUMINAIRE DATA

Description	4000 Kelvin, 70CRI
Delivered Lumens	18346
Watts	160.1
Efficacy	114.6
IES Type	IV
BUG Rating	B2-U0-G4
Mounting Height	30 ft
Grid Scale	30 ft

ZONAL LUMEN SUMMARY

Zone	Lumens	% Luminaire
Downward Street Side	16151	88%
Downward House Side	2195	12%
Downward Total	18346	100%
Upward Street Side	0	0%
Upward House Side	0	0%
Upward Total	0	0%
Total Flux	18346	100%

ISOFOOT CANDLE PLOT



PRM22-PM-72L-700-4K7-5Q

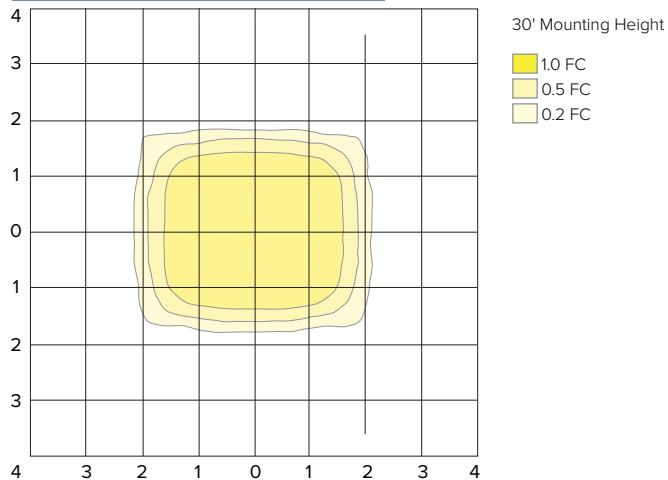
LUMINAIRE DATA

Description	4000 Kelvin, 70CRI
Delivered Lumens	19120
Watts	160.1
Efficacy	119.4
IES Type	VS
BUG Rating	B4-U0-G2
Mounting Height	30 ft
Grid Scale	30 ft

ZONAL LUMEN SUMMARY

Zone	Lumens	% Luminaire
Downward Street Side	9560	50%
Downward House Side	9560	50%
Downward Total	19120	100%
Upward Street Side	0	0%
Upward House Side	0	0%
Upward Total	0	0%
Total Flux	19120	100%

ISOFOOT CANDLE PLOT



PRM22-PM-72L-700-4K7-5W

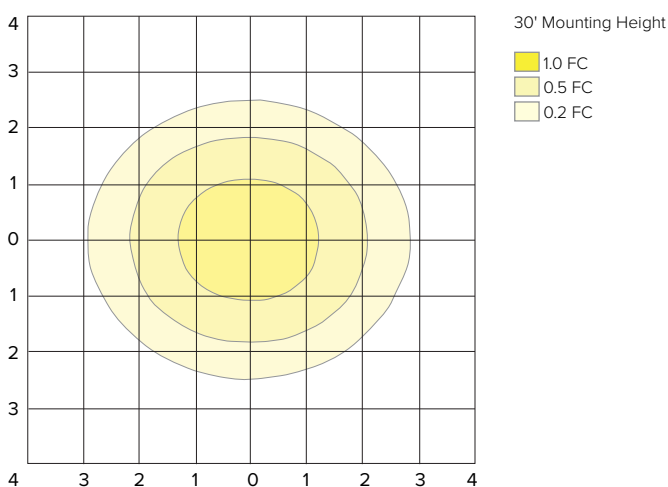
LUMINAIRE DATA

Description	4000 Kelvin, 70CRI
Delivered Lumens	18138
Watts	160.1
Efficacy	113
IES Type	VS
BUG Rating	B4-U0-G2
Mounting Height	30 ft
Grid Scale	30 ft

ZONAL LUMEN SUMMARY

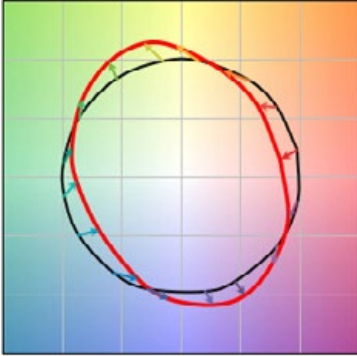
Zone	Lumens	% Luminaire
Downward Street Side	9069	50%
Downward House Side	9069	50%
Downward Total	18138	100%
Upward Street Side	0	0%
Upward House Side	0	0%
Upward Total	0	0%
Total Flux	18138	100%

ISOFOOT CANDLE PLOT



TM-30 DATA

COLOR VECTOR GRAPHIC



— Reference Illuminant — Test Source

TEST SOURCE

MBM TEST RESULTS	
CCT (K)	3947
CIE Ra	72
Duv	0.0004
x	0.3831
y	0.3793
Rf	68
Rg	99

ELECTRICAL DATA

Light Engine	System Watts	System Current	Electrical								Dimming				
			Line Voltage		Amps AC				Min. Power Factor	Max THD (%)	Dimming Range	Source current out of 0-10V		Absolute voltage range on 0-10V (+)	
			VAC	HZ	120	208	240	277				Min	Max	Min	Max
72L	69.46	310 mA	120-277	50/60	0.58	0.33	0.29	0.25	>0.9	20	10% to 100%	0mA	1mA	0V	10V
	75.7	335 mA			0.63	0.36	0.32	0.27							
	107	465 mA			0.89	0.51	0.45	0.39							
	115.6	500 mA			0.96	0.56	0.48	0.42							
	160.1	700 mA			1.33	0.77	0.67	0.58							

AMBER MULTIPLIER	
CCT	MULTIPLIER
5000K	1
AM	0.1727

2700K MULTIPLIER	
CCT	MULTIPLIER
5000K	1
2700K	0.897

LENS OPTION MULTIPLIER	
CLEAR LENS	DIFFUSED LENS
0.8668	0.9102