

FEATURES

- Reliable, uniform, glare free illumination
- Types II, III, IV, V and custom distributions
- 3000K, 4000K, 5000K CCT
- 0-10V dimming ready
- Integral surge suppression
- Upgrade Kits

PROMENADE



Promenade PRMN2-LK LED Deck



SPECIFICATIONS

CONSTRUCTION

- All internal and external hardware are stainless steel
- Luminaire finish consists of a five stage pretreatment regimen with a polymer primer sealer, oven dry off, and top coated with a thermoset super TGIC polyester powder coat finish
- Optical bezel finish matches the luminaire housing

LED/OPTICS

- Molded silicone gasket ensures a weather-proof seal around each individual LED
- Features revolutionary individual LED optical control based on high performance TIR optical designs

LED/OPTICS CONTINUED

- House Side Shield is available on Standard and Clear Lens options except any Type 5 distribution. House Side Shield is not available for any distribution using a Diffused Lens

INSTALLATION

- Fixtures must be grounded in accordance with national, state and/or local electrical codes. Failure to do so may result in serious personal injury

ELECTRICAL

- Luminaires have integral surge protection, UL recognized and have a surge current rating of 10,000 Amps using the industry standard 8/20uSec wave and surge rating of 372J

ELECTRICAL CONTINUED

- Drivers are UL recognized with an inrush current maximum of <20.0 Amps maximum at 230VAC
- 100%-1% dimming range. Fixture will be wired for low voltage 0-10V dimming control
- Driver and surge suppressor are mounted to a prewired tray with quick disconnects that may be removed from the gear compartment

CERTIFICATIONS

- ETL listed under UL 1598 and CSA C22.2 No. 250.0-08 for wet locations

WARRANTY

- 5 year warranty

HOUSING

PRMN2-LK		LED Quantity		Lumen Output		CCT/CRI		Distribution		Finish	
PRMN2-LK	Promenade Upgrade Kit	72L	72 LED	310	450mA, MicroCore Equivalent	AMB	Amber-595nm Peak	1	Type I	BLS	Black Gloss Smooth
				335	335mA, 8,500 lumens	3K7	3000K, 70 CRI	2	Type II	BLT	Black Matte Textured
				365	700mA, MicroCore Equivalent	4K7	4000K, 70 CRI	3	Type III	DBS	Dark Bronze Gloss Smooth
				500	500mA, 12,000 lumens	5K7	5000K, 70 CRI	4W	Type IV Wide	DBT	Dark Bronze Matte Textured
				700	700mA, 16,000 Lumens			5Q	Type V Square	GTT	Graphite Matte Textured
								5W	Type V Wide	LGS	Light Grey Gloss Smooth
										LGT	Light Grey Matte Textured
										PSS	Platinum Silver Gloss Smooth
										VGT	Verde Green Matte Textured
										WHS	White Gloss Smooth
										WHT	White Matte Textured
										Color Option	
										CC ⁴	Custom Color

Optional Lens	Options	Options Photocontrol Egress	Voltage
DL Diffused Lens	HS House Side Shield ^{1,3} CHM Chimney CYL Cylinder BPS Brass Painted Struts CHC Copper Hood Cover BHC Brass Hood Cover SF Single Fuse (120,277, 347) DF Double Fuse (208,240, 480) ²	PCA-C Photocontrol Adaptor Cont. PCA-T Photocontrol Adaptor Trad. EPA-C Egress Adaptor Contemporary EPA-T Egress Adaptor Traditional	UNV 120-277V

Notes:

- 1 Turtle friendly
- 2 Diffused Lens is available only with T3 and T5W distribution
- 3 House side Shield is available only with T1, T2, T3 and T4W distributions
- 4 Consult factory for custom color, marine and corrosive finish options

DELIVERED LUMENS

The table below shows the delivered lumens for the various lumen outputs and beam distributions. Use this chart in connection with the lumen factor (LF) capability to deliver any output required.

LED #	Drive Current	Lumen Package	Lens	Distribution	3000K 70CRI				4000K 70CRI				5000K 70CRI						
					Lumen	Bug Rating			Efficacy (Lm/W)	Lumen	Bug Rating			Efficacy (Lm/W)	Lumen	Bug Rating			Efficacy (Lm/W)
72	245	Microcore Crossover	Clear Lens	1	6854	1	3	1	125.08	7080	1	3	1	129.20	7345	1	3	1	134.03
				2	6435	2	3	2	117.43	6647	2	3	2	121.30	6896	2	3	2	125.83
				3	8410	2	3	2	153.47	8687	2	3	2	158.52	6829	2	3	2	124.62
				4W	6292	2	3	2	114.82	6499	2	3	2	118.60	6743	2	3	2	123.04
				1-HS	4040	1	3	1	73.72	4173	1	3	1	76.15	4329	1	3	1	79.00
				2-HS	3337	1	3	1	60.89	3447	1	3	1	62.90	3576	1	3	1	65.25
				3-HS	3121	1	3	1	56.95	3223	1	3	1	58.82	3344	1	3	1	61.02
				4W-HS	3162	1	3	1	57.71	3267	1	3	1	59.61	3389	1	3	1	61.84
				5Q	6681	2	3	1	121.92	6901	2	3	1	125.93	7159	3	3	1	130.65
	5W	6188	3	3	1	112.91	6391	3	3	1	116.63	6630	3	3	1	120.99			
	1	9046	1	4	1	119.08	9343	1	4	1	123.01	9693	1	4	1	127.47			
	2	8492	2	3	2	111.80	8772	2	3	2	115.48	9100	2	3	2	119.86			
	3	8410	2	3	2	110.11	8687	2	3	2	114.26	9012	2	3	2	118.39			
	4W	8304	2	3	2	109.32	8577	2	3	2	112.92	8898	2	3	2	116.91			
	1-HS	5331	1	3	1	70.19	5507	1	3	1	72.50	5713	1	3	1	75.35			
	2-HS	4404	1	3	1	57.98	4549	1	3	1	59.89	4719	1	3	1	62.27			
	3-HS	4118	1	3	1	54.22	4254	1	3	1	56.00	4413	1	3	1	58.16			
	4W-HS	4173	1	3	1	54.94	4311	1	3	1	56.75	4472	1	3	1	59.14			
	5Q	8817	3	3	1	116.07	9107	3	3	1	119.90	9448	3	3	1	124.40			
	5W	8166	3	3	2	107.50	8434	3	3	2	111.04	8750	3	3	2	115.34			
	1	9694	1	4	1	176.90	10013	1	4	1	182.72	10388	1	4	1	189.56			
	2	9101	2	3	2	166.07	9401	2	3	2	171.54	9752	2	3	2	177.96			
	3	8410	2	3	2	153.47	8687	2	3	2	158.52	9658	2	3	2	176.24			
	4W	8899	2	3	2	162.39	9192	2	3	2	167.74	9536	2	3	2	174.01			
	1-HS	5714	1	3	1	104.26	5902	1	3	1	107.70	6123	1	3	1	111.72			
	2-HS	4719	1	3	1	86.12	4875	1	3	1	88.96	5057	1	3	1	92.29			
	3-HS	4413	1	3	1	80.54	4559	1	3	1	83.19	4729	1	3	1	86.30			
	4W-HS	4472	1	3	1	81.61	4620	1	3	1	84.30	4793	1	3	1	87.46			
	5Q	9449	3	3	1	172.42	9760	3	3	1	178.10	10125	3	3	1	184.77			
	5W	8751	3	3	2	159.69	9039	3	3	2	164.95	9377	3	3	2	171.12			
	1	12674	2	4	2	110.21	13091	2	4	2	113.84	13581	2	4	2	118.10			
	2	11899	2	3	2	103.47	12290	2	3	2	106.87	12750	2	3	2	110.87			
	3	11784	2	3	2	102.47	12172	2	3	2	105.84	12627	2	3	2	109.80			
	4W	11634	2	3	3	101.17	12018	3	3	3	104.50	12467	3	3	3	108.41			
	1-HS	7470	1	3	1	64.96	7716	1	3	1	67.10	8005	1	3	1	69.61			
	2-HS	6170	1	3	1	53.65	6373	1	3	1	55.42	6612	1	3	1	57.50			
3-HS	5770	1	3	1	50.18	5960	1	3	1	51.83	6183	1	3	1	53.77				
4W-HS	5847	1	3	1	50.85	6040	1	3	2	52.52	6266	1	3	2	54.49				
5Q	12354	3	3	2	107.42	12760	3	3	2	110.96	13238	3	3	2	115.11				
5W	11441	4	3	2	99.49	11818	4	3	2	102.76	12260	4	3	2	106.61				
1	16478	2	4	2	103.56	17021	2	4	2	106.97	17658	2	4	2	110.97				
2	15470	3	4	3	97.22	15979	3	4	3	100.42	16577	3	4	3	104.18				
3	15320	3	4	3	96.28	15825	3	4	3	99.45	16417	3	4	3	103.17				
4W	15127	3	3	3	95.06	15625	3	3	3	98.19	16209	3	3	3	101.87				
1-HS	9712	1	4	1	61.04	10032	1	4	1	63.05	10407	1	4	1	65.41				
2-HS	8022	1	3	1	50.42	8287	1	3	1	52.08	8597	1	3	1	54.03				
3-HS	7502	1	3	2	47.15	7749	1	3	2	48.70	8039	1	3	2	50.52				
4W-HS	7602	1	3	2	47.78	7853	1	3	2	49.35	8147	1	3	2	51.20				
5Q	16062	3	4	2	100.94	16591	3	4	2	104.26	17211	4	4	2	108.17				
5W	14875	4	3	2	93.48	15365	4	3	2	96.56	15940	4	3	2	100.17				

DELIVERED LUMENS

The table below shows the delivered lumens for the various lumen outputs and beam distributions. Use this chart in connection with the lumen factor (LF) capability to deliver any output required.

LED #	Drive Current	Lumen Package	Lens	Distribution	3000K 70CRI				4000K 70CRI				5000K 70CRI						
					Lumen	Bug Rating			Efficacy (Lm/W)	Lumen	Bug Rating			Efficacy (Lm/W)	Lumen	Bug Rating			Efficacy (Lm/W)
72	245	Microcore Crossover	Diffused Lens	3	5839	1	4	3	106.5	6031	2	4	3	110.1	6257	2	4	3	114.2
				5W	5271	2	4	3	96.2	5444	2	4	3	99.3	5648	2	4	3	103.1
	335	8,500		3	7135	2	4	3	93.92	7370	2	4	3	97.02	7646	2	4	3	100.62
				5W	6983	3	4	3	91.92	7213	3	4	3	94.95	7483	3	4	3	98.53
	365	Microcore Crossover		3	7677	2	4	3	93.4	7930	2	4	4	96.5	8227	2	4	4	100.1
				5W	7454	3	4	3	90.7	7700	3	4	3	93.7	7988	3	4	3	97.2
	500	12,000		3	10037	2	5	4	87.28	10368	2	5	4	90.16	10756	2	5	4	93.53
				5W	9746	3	5	3	84.74	10067	3	5	4	87.53	10443	3	5	4	90.81
	700	16,000		3	13050	3	5	5	82.01	13480	3	5	5	84.72	13984	3	5	5	87.88
				5W	12671	3	5	4	79.63	13088	3	5	4	82.25	13578	3	5	4	85.33

PHOTOMETRY

PRMN-72L-700-4K7-1

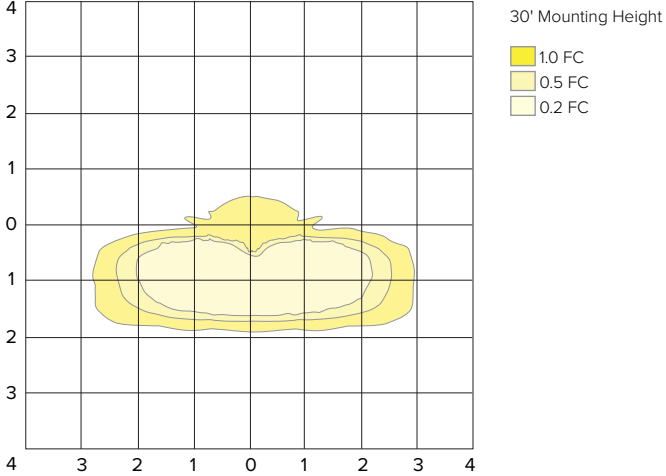
LUMINAIRE DATA

Description	4000 Kelvin, 70CRI
Delivered Lumens	17021
Watts	159.1
Efficacy	107.0
IES Type	I
BUG Rating	B2-U4-G2
Mounting Height	30 ft
Grid Scale	30 ft

ZONAL LUMEN SUMMARY

Zone	Lumens	% Luminaire
Downward Street Side	13358	78.5%
Downward House Side	2436	14.3%
Downward Total	15794	92.8%
Upward Street Side	649	3.8%
Upward House Side	578	3.4%
Upward Total	1227	7.2%
Total Flux	17021	100%

ISOFOOT CANDLE PLOT



PRMN-72L-700-4K7-3

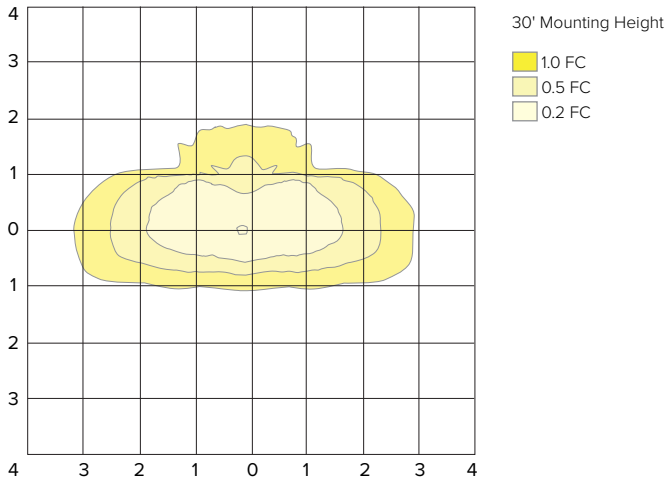
LUMINAIRE DATA

Description	4000 Kelvin, 70CRI
Delivered Lumens	15825
Watts	159.12
Efficacy	99.5
IES Type	III
BUG Rating	B3-U4-G3
Mounting Height	30 ft
Grid Scale	30 ft

ZONAL LUMEN SUMMARY

Zone	Lumens	% Luminaire
Downward Street Side	11987	75.0%
Downward House Side	3147	19.7%
Downward Total	15134	94.7%
Upward Street Side	428	2.7%
Upward House Side	416	2.6%
Upward Total	844	5.3%
Total Flux	15979	100%

ISOFOOT CANDLE PLOT



PRMN-72L-700-4K7-5Q

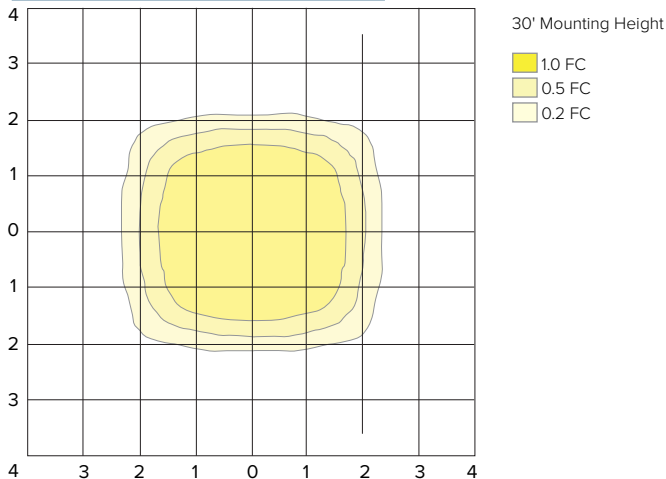
LUMINAIRE DATA

Description	4000 Kelvin, 70CRI
Delivered Lumens	16591
Watts	159.1
Efficacy	104.3
IES Type	VS
BUG Rating	B3-U4-G2
Mounting Height	30 ft
Grid Scale	30 ft

ZONAL LUMEN SUMMARY

Zone	Lumens	% Luminaire
Downward Street Side	12138	76.7%
Downward House Side	2913	18.4%
Downward Total	15051	95.1%
Upward Street Side	383	2.4%
Upward House Side	391	2.5%
Upward Total	774	4.9%
Total Flux	15825	100%

ISOFOOT CANDLE PLOT



PHOTOMETRY

PRMN-72L-700-4K7-2

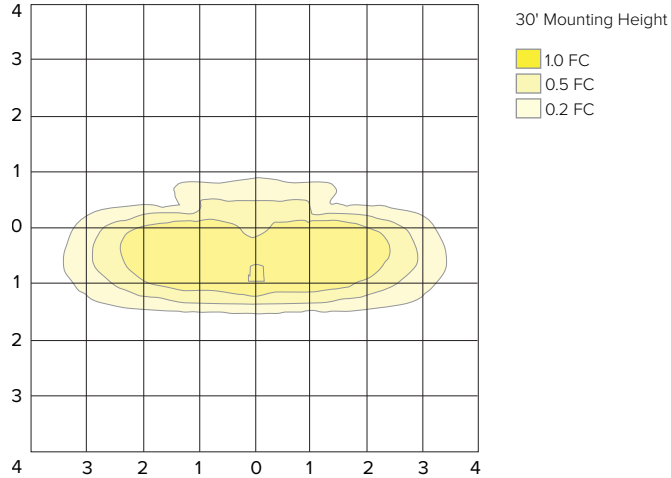
LUMINAIRE DATA

Description	4000 Kelvin, 70CRI
Delivered Lumens	15979
Watts	159.1
Efficacy	100.4
IES Type	II
BUG Rating	B3-U4-G3
Mounting Height	30 ft
Grid Scale	30 ft

ZONAL LUMEN SUMMARY

Zone	Lumens	% Luminaire
Downward Street Side	12223	78.2%
Downward House Side	2763	17.7%
Downward Total	14986	95.9%
Upward Street Side	309	2.0%
Upward House Side	329	2.1%
Upward Total	638	4.1%
Total Flux	15625	100%

ISOFOOT CANDLE PLOT



PRMN-72L-700-4K7-4

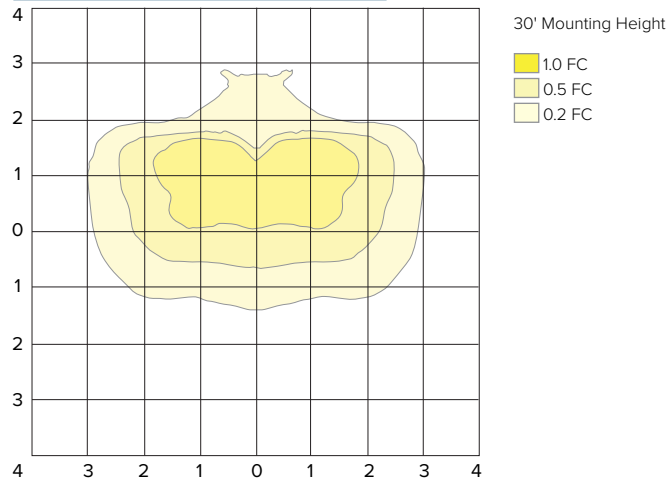
LUMINAIRE DATA

Description	4000 Kelvin, 70CRI
Delivered Lumens	15625
Watts	159.1
Efficacy	98.2
IES Type	IV
BUG Rating	B3-U3-G3
Mounting Height	30 ft
Grid Scale	30 ft

ZONAL LUMEN SUMMARY

Zone	Lumens	% Luminaire
Downward Street Side	7919	47.7%
Downward House Side	7919	47.7%
Downward Total	15838	95.5%
Upward Street Side	376	2.3%
Upward House Side	376	2.3%
Upward Total	752	4.5%
Total Flux	16591	100%

ISOFOOT CANDLE PLOT



PRMN-72L-700-4K7-5W

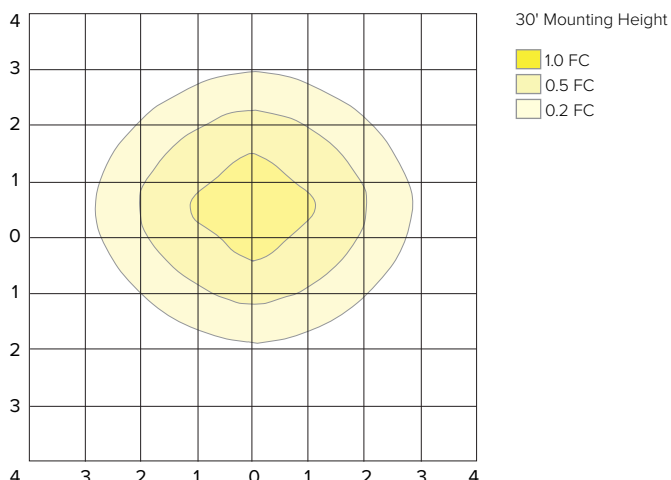
LUMINAIRE DATA

Description	4000 Kelvin, 70CRI
Delivered Lumens	15365
Watts	159.1
Efficacy	97
IES Type	VS
BUG Rating	B4-U3-G2
Mounting Height	30 ft
Grid Scale	30 ft

ZONAL LUMEN SUMMARY

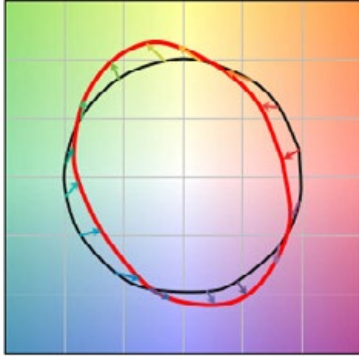
Zone	Lumens	% Luminaire
Downward Street Side	7345	47.8%
Downward House Side	7345	47.8%
Downward Total	14690	95.6%
Upward Street Side	337	2.2%
Upward House Side	337	2.2%
Upward Total	674	4.4%
Total Flux	15365	100%

ISOFOOT CANDLE PLOT



TM-30 DATA

COLOR VECTOR GRAPHIC



— Reference Illuminant — Test Source

TEST SOURCE

MBM TEST RESULTS	
CCT (K)	3947
CIE Ra	72
Duv	0.0004
x	0.3831
y	0.3793
Rf	68
Rg	99

ELECTRICAL DATA

Light Engine	System Watts	System Current	Electrical							Min. Power Factor	Max THD (%)	Dimming Range	Dimming			
			Line Voltage		Amps AC				Source current out of 0-10V				Absolute voltage range on 0-10V (+)			
			VAC	HZ	120	208	240	277	Min				Max	Min	Max	
72L	54.8	245 mA	120-277	50/60	0.46	0.26	0.23	0.20	>0.9	20	10% to 100%	0mA	1mA	0V	10V	
	76.0	335 mA			0.63	0.37	0.32	0.27								
	82.2	365 mA			0.69	0.40	0.34	0.30								
	115.0	500 mA			0.96	0.55	0.48	0.42								
	159.1	700 mA			1.33	0.76	0.66	0.57								

AMBER MULTIPLIER	
CCT	MULTIPLIER
5000K	1
AM	0.1727

2700K MULTIPLIER	
CCT	MULTIPLIER
5000K	1
2700K	0.897

LENS OPTION MULTIPLIER
DIFFUSED LENS
0.8518