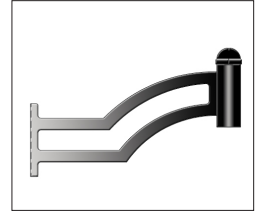


SLA2 – Contemporary Arms

TYPE



SLA2

1. ARM

2. COLOR

1. ARM

SLA2-U (Bolts to pole. Weight: 6 LBS. EPA: .30) Mount up

SLA2-D (Bolts to pole. Weight: 6 LBS. EPA: .30) Mount down

2. COLOR

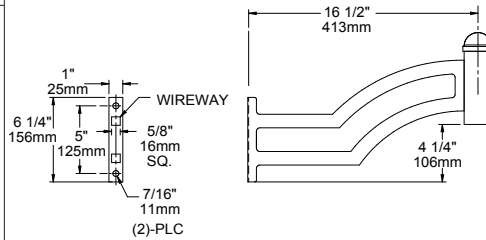
- BLS** Black Gloss Smooth
- BLT** Black Matte Textured
- DBS** Dark Bronze Gloss Smooth
- DBT** Dark Bronze Matte Textured
- GTT** Graphite Matte Textured
- LGS** Light Grey Gloss Smooth
- LGT** Light Grey Matte Textured
- PSS** Platinum Silver Smooth
- VGT** Verde Green Textured
- WHS** White Gloss Smooth
- WHT** White Matte Textured

Color Option

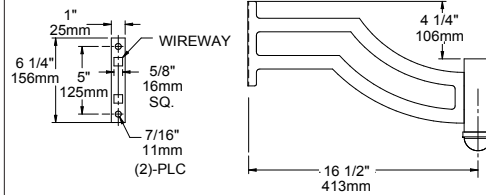
CC* Custom Color

* Consult factory for custom color, marine and corrosive finish options

DIMENSIONS



SLA2-D (4" pole)



SLA2-U (4" pole)

SPECIFICATIONS

The arm shall be cast aluminum with an internal wireway. The arm shall be prewired with a quick connector for easy installation.

The arm shall bolt to a 4"/100mm diameter pole.

JOB _____
 TYPE _____
 NOTES _____



ARCHITECTURAL AREA LIGHTING
 17760 Rowland Street | City of Industry | CA 91748
 P 626.968.5666 | F 626.369.2695 | www.aal.net
 Copyright © 2016 November 9, 2020 7:31 PM