

# Cobra Balboa

COBRA ARM

## SPECIFICATIONS

### CONSTRUCTION


- All cast aluminum parts shall be low copper alloy A356.  
All extruded aluminum parts shall be alloy 6061-T6.  
6063-T5 or equal
- End of arm 2 3/8 Ø
- All fasteners shall be Corrosion Resistant. When tamper resistant fasteners are required, spanner HD (snake eye) style shall be provided (special tool required, available at additional cost)
- ALL Beacon Decorative Arms mount to an Open Top Pole.**

### FINISH

- Durable thermoset polyester powder coat paint finish with nominal 3.0 mil thickness
- Powder paint finish coat available in twelve standard color; Custom colors available; RAL number preferable

### WARRANTY

- 5 year warranty






## ORDERING GUIDE

Example: AA-10B-S-4-B-S-BBT

CATALOG # \_\_\_\_\_

Model	Post Shaft Profile	Post Shaft Diameter	Arrangement	S Luminaire Mounting	Color
AA-10B Cobra Balboa	W Wall mount S Smooth F Fluted	See arrangement table below	A Wall Mount B Single Mount C Twin Mount	S Side	<b>BLT</b> Black Matte Textured <b>BLS</b> Black Gloss Smooth <b>DBT</b> Dark Bronze Matte Textured <b>DBS</b> Dark Bronze Gloss Smooth <b>GTT</b> Graphite Matte Textured <b>LGS</b> Light Grey Gloss Smooth <b>LGT</b> Light Grey Matte Textured <b>PSS</b> Platinum Silver Smooth <b>WHT</b> White Matte Textured <b>WHS</b> White Gloss Smooth <b>VGT</b> Verde Green Textured <b>Color Option</b> <b>CC</b> Custom Color

## EPA INDEX INFORMATION

AA-10B Arrangement (EPA index ft <sup>2</sup> )			
			
Size	A	B	C
4	–	3.38	4.65
5	–	3.45	4.72
6	–	3.52	4.79
Wall	2.08	–	–

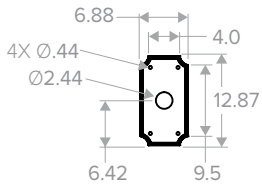
# Cobra Balboa

COBRA ARM

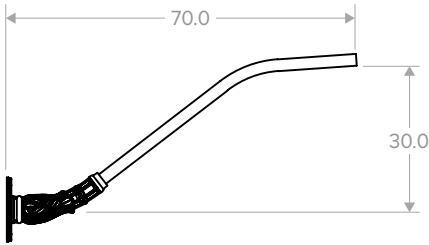
## DIMENSIONS

**ALL Beacon Decorative Arms mount to an Open Top Pole.**

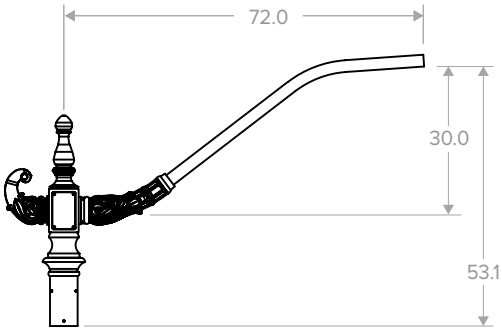
### Wall Plate



### Wall Bracket



### Single Arm Mount



### Twin Arm Mount

