

JOB _____ TYPE _____

NOTES _____ APPROVALS _____

FEATURES

- PicoPrism® technology¹
- Family of six sizes
- Available in 580nm, 3000K, 4000K and 5000K standard CCT
- Type 1, 2, 3, 4, 5 standard distributions
- 0-10V dimming drivers standard
- IP66 certified

CERTIFICATIONS

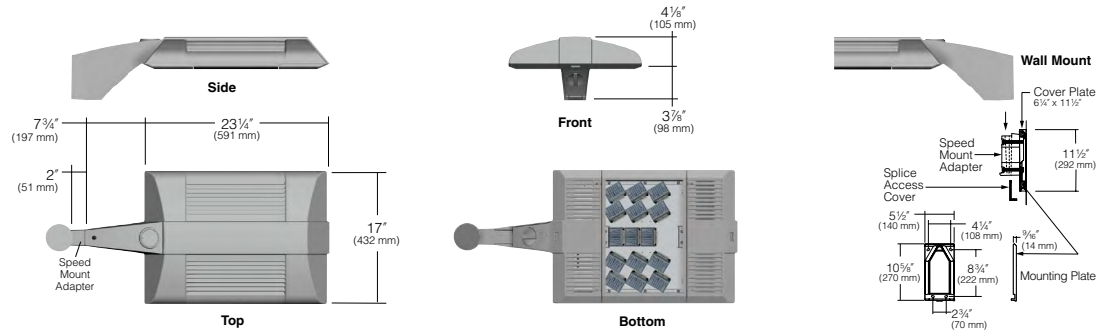


3000K and warmer CCTs only

SPECIFICATIONS



Approx. Weight = 27 lbs. EPA .58 for 1SA.
See Mounting for Additional EPAs.



ORDERING CODE

| Configuration | EPA | Fixture | Electrical Module | Fixture Finish | Photocell Options |
|----------------------------------|-----|--|--|---|---|
| 1A Single Arm Mount | .95 | <u>Distribution</u> ALT1 Type I ALT2 Type II ALT3 Type III ALT4 Type IV ALT5 Type V ALTR Type R, Right ALTLL Type L, Left | <u>Drive Current</u> P35 350mA PicoPrism P70 700mA PicoPrism <u>Source</u> 60L 60 LEDs. 70W for 350mA, 141W for 700mA <u>Color Temperature</u> ² 2K ³ 595nm 3K 3000K 4K 4000K 5K 5000K <u>Voltages</u> 120 120V 208 208V 240 240V 277 277V 347 ⁴ 347V 480 ⁴ 480V | BL Black DB Dark Bronze GT Graphite LG Light Gray PS Platinum Silver TT Titanium WH White CC Custom Color ² | A25-7 7-pin Photocell Receptacle A30 120V Button Photocell A31 208V Button Photocell A32 240V Button Photocell A33 277V Button Photocell A34 480V Button Photocell A35 347V Button Photocell |
| 1W Wall Mount | n/a | | | | |
| HSF Horizontal Slipfitter | n/a | | | | |

*Available round poles only. EPA is for Fixture only

| Fuse Options | Lens Option | NFO Option | Control Options | Control Accessories |
|--|---|--|---|---|
| SF 120, 277, 347 Line Volts DF 208, 240, 480 Line Volts | FGL ⁵ Flat Glass Lens FPL ^{5, 6} Flat Polycarbonate Lens ^{5, 6} | NFO ⁵ Neighbor Friendly Optic *Photometry available for Type III/IV. All others, consult factory. | <u>Wireless</u> WIR-RMI-IO 120-480V, 1000' range, wiSCAPE RF control system with on/off/dim, alerts, monitoring and metering capabilities <u>Motion</u> SCH-R Round Pole Mounted Occupancy Sensor up to 30' SCH-S Square Pole Mounted Occupancy Sensor up to 30' | SW7PR ^{7, 8} Site Sync with 7-pin PCR SWUSB SiteSync Software on USB SWTAB SiteSync Windows® Tablet SWBRG SiteSync Wireless Bridge Node WIR-RME-L wiSCAPE 7-pin Module NXOFM-1R1D-UNV NX 7-pin Module |

| Mounting Options |
|--|
| VSF Vertical Slipfitter Mount for 2" pipe tenon, (2-3/8" O.D.) SVSF Vertical Slipfitter Mount square for 2" pipe tenon, (2-3/8" O.D.) |
| Side Arm Mount 3-4RD 3.3" to 4.2" O.D. round pole 4-6RD 4.5" to 6" O.D. round pole SQ Square Pole |

For Pole Spec Select: http://www.kimlighting.com/products/arms_and_poles/
For Control Spec Select: <http://trpsl.com/index.html>

- US Patent No. D674,965 S. Other patents pending.
- For custom optics and color temperature configurations, contact factory.
- Turtle friendly. Maximum 500mA drive current for 2K amber option.
- 347V & 480V currents may be supplied with step-down transformer.

- 350mA only.
- Use only when vandalism is anticipated to be high. Required only for vandal protection in locations where fixtures can be reached by unauthorized persons.
- When ordering SiteSync at least one of these two interface options must be ordered per project.
- If needed, an additional Bridge Node can be ordered.

Microsoft, Encarta, MSN, and Windows are either registered trademarks or trademarks of Microsoft Corporation in the United States and/or other countries.

Kim Lighting reserves the right to change specifications without notice.

LUMINAIRE PERFORMANCE

| Spectroradiometric | | | |
|--------------------------------|---------------|---------------|---------------|
| | 3000K Average | 4200K Average | 5100K Average |
| Correlated Color Temp. CCT (K) | 2800K-3175K | 3800K-4600K | 4600K-5600K |
| Color Rendering Index (CRI) | ≥75 | ≥70 | ≥65 |
| Power Factor | >.90 | >.90 | >.90 |

| Projected Lumen Maintenance | | |
|-----------------------------|------------|-------------|
| mA | 50,000 hrs | 100,000 hrs |
| 350 | N/A | N/A |
| 700 | 93.62% | 89.99% |

| Electrical - Drive Current @350mA | | |
|-----------------------------------|-----------|--------------|
| Volts - AC | Amps - AC | System Watts |
| 120 | 0.58 | 70 |
| 208 | 0.34 | 70 |
| 240 | 0.29 | 70 |
| 277 | 0.25 | 70 |
| 347 | 0.20 | 70 |
| 480 | 0.15 | 70 |

| Electrical - Drive Current @700mA | | |
|-----------------------------------|-----------|--------------|
| Volts - AC | Amps - AC | System Watts |
| 120 | 1.18 | 141 |
| 208 | 0.68 | 141 |
| 240 | 0.59 | 141 |
| 277 | 0.51 | 141 |
| 347 | 0.41 | 141 |
| 480 | 0.29 | 141 |

| B.U.G. Rating (TM15) in Lumens where B = Backlight, U = Uplight, G = Glare | | | | | | | | | | | | | | | | |
|--|----------|------------|----------|------------|----------|------------|------------|----------------|----------|------------|------------|----------------|----------|------------|----------|--------------|
| Temperature | TYPE 1 | TYPE 1 FGL | TYPE 2 | TYPE 2 FGL | TYPE 3 | TYPE 3 FGL | TYPE 3 NFO | TYPE 3 NFO FGL | TYPE 4 | TYPE 4 FGL | TYPE 4 NFO | TYPE 4 NFO FGL | TYPE 5 | TYPE 5 FGL | TYPE L/R | TYPE L/R FGL |
| 3000K | B3 U0 G3 | B3 U0 G3 | B2 U0 G2 | B3 U0 G3 | B2 U0 G2 | B2 U0 G2 | B2 U0 G2 | B1 U0 G2 | B1 U0 G2 | B0 U0 G2 | B0 U0 G2 | B0 U0 G2 | B3 U0 G2 | B3 U0 G2 | B2 U0 G2 | B2 U0 G2 |
| 4200K | B3 U0 G3 | B3 U0 G3 | B2 U0 G2 | B3 U0 G3 | B2 U0 G2 | B2 U0 G2 | B2 U0 G2 | B1 U0 G2 | B1 U0 G2 | B0 U0 G2 | B0 U0 G2 | B0 U0 G2 | B3 U0 G2 | B3 U0 G2 | B2 U0 G2 | B2 U0 G2 |
| 5100K | B3 U0 G3 | B3 U0 G3 | B2 U0 G2 | B3 U0 G3 | B2 U0 G2 | B2 U0 G2 | B2 U0 G2 | B1 U0 G2 | B1 U0 G2 | B1 U0 G2 | B0 U0 G2 | B0 U0 G2 | B4 U0 G2 | B3 U0 G2 | B2 U0 G2 | B2 U0 G2 |

| Absolute Lumens | | | | | | | | | | | | | | | | |
|-----------------|--------|------------|--------|------------|--------|------------|------------|----------------|--------|------------|------------|----------------|--------|------------|----------|--------------|
| Temperature | TYPE 1 | TYPE 1 FGL | TYPE 2 | TYPE 2 FGL | TYPE 3 | TYPE 3 FGL | TYPE 3 NFO | TYPE 3 NFO FGL | TYPE 4 | TYPE 4 FGL | TYPE 4 NFO | TYPE 4 NFO FGL | TYPE 5 | TYPE 5 FGL | TYPE L/R | TYPE L/R FGL |
| 3000K | 7597 | 5925 | 7535 | 5877 | 7641 | 5960 | 6660 | 5195 | 7386 | 5761 | 6497 | 5068 | 7941 | 6194 | 7563 | 5899 |
| 4200K | 7791 | 6077 | 7728 | 6028 | 7837 | 6113 | 6831 | 5328 | 7575 | 5908 | 6664 | 5198 | 8145 | 6353 | 7757 | 6050 |
| 5100K | 7880 | 6147 | 7817 | 6097 | 7927 | 6183 | 6909.1 | 5389 | 7662 | 5976 | 6740 | 5257 | 8238 | 6426 | 7845 | 6119 |

| B.U.G. Rating (TM15) in Lumens where B = Backlight, U = Uplight, G = Glare | | | | | | | | |
|--|----------|----------|----------|------------|----------|------------|----------|----------|
| Temperature | TYPE 1 | TYPE 2 | TYPE 3 | TYPE 3 NFO | TYPE 4 | TYPE 4 NFO | TYPE 5 | TYPE L/R |
| 3000K | B4 U0 G4 | B3 U0 G3 | B3 U0 G3 | B2 U0 G3 | B1 U0 G3 | B0 U0 G3 | B4 U0 G2 | B3 U0 G3 |
| 4200K | B4 U0 G4 | B3 U0 G3 | B3 U0 G3 | B2 U0 G3 | B1 U0 G3 | B0 U0 G3 | B4 U0 G3 | B3 U0 G3 |
| 5100K | B4 U0 G4 | B3 U0 G3 | B3 U0 G3 | B2 U0 G3 | B1 U0 G3 | B0 U0 G3 | B4 U0 G3 | B3 U0 G3 |

| Absolute Lumens | | | | | | | | |
|-----------------|--------|--------|--------|------------|--------|------------|--------|----------|
| Temperature | TYPE 1 | TYPE 2 | TYPE 3 | TYPE 3 NFO | TYPE 4 | TYPE 4 NFO | TYPE 5 | TYPE L/R |
| 3000K | 13021 | 13126 | 13134 | 11522 | 12141 | 11024 | 13452 | 12768 |
| 4200K | 13354 | 13462 | 13471 | 11818 | 12452 | 11306 | 13797 | 13095 |
| 5100K | 13507 | 13616 | 13625 | 11953 | 12594 | 11436 | 13955 | 13245 |

LED performance and lumen output continues to improve at a rapid pace. Log onto www.kimlighting.com to download the most current photometric files from Kim Lighting's IES File Library. For custom optics and color temperature configurations, contact factory.

Kim Lighting reserves the right to change specifications without notice.

SPECIFICATIONS

Housing:

- Extruded low copper aluminum main body.
- Die-cast low copper aluminum electrical gear compartment.
- Stainless steel hardware.
- Die cast wall separates the optical and electrical compartment acting as thermal barrier.
- Electrical gear compartment doors are fastened with two hinges and a latch made of stainless steel.
- Silicone gaskets seal the compartments at the barrier surface.

Optical Module:

- PicoPrism® refractors (enclosed LED PCBs for IP66 rating) aimed toward the task and spreads horizontally to produce great uniformity.
- Type I, II, III, IV, V, L (left), and R (right) standard distributions. Custom available.
- 3000K, 4000K, 5000K standard CCT. Amber and custom available.
- IP66 certified.
- Die-cast, low copper aluminum heat sink modules provide thermal transfer at PCB level.
- Anodized aluminum carrier plate and heat sink modules.

Lens Frame:

- One-piece low copper aluminum alloy die-cast is secured to housing with two toolless latches.

Neighbor Friendly Optic

- Optional integrated Neighbor Friendly Optic on each LED module to completely control unwanted backlight. Most effective with Type III and IV distributions.

Lens

- One-piece flat glass lens slips into reveal. Extra silicone gasketing is provided to retain a clear optical compartment. CAUTION: Use only when vandalism is anticipated to be high.

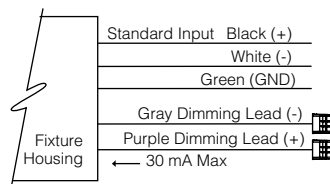
Electrical Characteristics:

- Pre-assembled, aluminum gear tray.
- 120V through 480V @ 50/60Hz.
- Class 2, 350mA or 700mA

- Power Factor = >.90
- National Electrical Code, ANSI/NFPA 70.
- 10kV surge suppression.
- Thermal shield thermal control.
- -30c starting driver.
- 0-10V dimming interface.
- All electronic components are IP66 rated.
- Electronic components are UL and/or CSA recognized.
- Standard programmable driver for variable drive current settings from 350mA to 700mA.

Dimming:

- 10% to 100% dimming by the use of standard 0-10V interface driver.
- To activate the dimming system, a wiring harness is supplied and attached to the DIM Port (DIM IN) on the thermal shield protection system. This port allows the 0-10V Interface to bypass the thermal shield and control the driver.
- The thermal shield works in conjunction with the control system to assure that overheating will not harm the LEDs.
- The wiring harness is connected with the use of the Purple lead as the positive (+) and the Grey lead as the negative (-) to an available control signal (by others).



Support Arm:

- Speed Mount and a reinforcing plate are provided with wire strain relief.
- Speed Mount is square or circular cut for specified pole size and shape.
- Die-cast, low copper aluminum support arm for direct pole mount.
- Die-cast aluminum tool-less entry splice access cover.
- Terminal block is mounted in the arm cavity and accepts #14 to #8 wire sizes.
- Prewired to electrical module with quick-disconnect plugs located inside the electrical compartment.

- Optional cast, low copper aluminum horizontal slip-fitter with adaptor plate to secure the luminaire to 1-1/4" to 2" IPS pipe size arms.
- Optional cast aluminum wall mount plate assembly. Attaches to the wall over the junction box. Luminaire attaches to the wall plate with a square cut Speed Mount.

Finish:

- Fade and abrasion resistant, electrostatically applied, thermally cured, triglycidal isocyanurate (TGIC) polyester powdercoat.
- Standard colors include (BL) Black, (DB) Dark Bronze, (GT) Graphite, (WH) White, (PS) Platinum Silver, (LG) Light Gray, (TT) Titanium, and (CC) Custom Color (Include RAL#).

Fusing:

SF for 120, 277 and 347 Line Volts
DF for 208, 240 and 480 Line Volts.

- High temperature fuse holders factory installed inside the fixture housing. Fuse is included.

Certifications and Listings:

- UL 1598 Standard for wet locations for Luminaires.
- UL 8750 Standard for Safety for Light Emitting Diode (LED) Equipment for use in Lighting Products.
- IP66 certified.
- CSA C22.2#250.0 Luminaires.
- ANSI C136.31-2010 3G Vibration tested and compliant.
- RoHS compliant.
- IDA approved, 3000K and warmer CCTs only.

CAUTION:

- Fixtures must be grounded in accordance with national, state and/or local electrical codes, Failure to do so may result in serious personal injury.

WARRANTY:

- For full warranty see <http://www.hubbellighting.com/resources/warranty>

Kim Lighting reserves the right to change specifications without notice.

CONTROLS

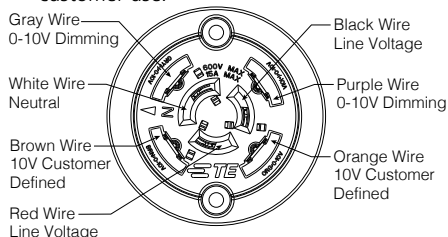
Photocell Receptacle

A25-7

Fully gasketed and wired 7-pin receptacle option. Easy access location above the electrical compartment. 7-pin construction allows for a user-defined interface and provides a controlled definition of operational performance. ANSI twist-lock control module by-others.

Standard customer operation modes:

1. Traditional on/off photoelectric control.
2. 5-pin wireless photoelectric control for added dimming feature.
3. 7-pin wireless photoelectric control for dimming and additional I/O connections for customer use.



Button Photocell

A30 for 120V, **A31** for 208V, **A32** for 240V, **A33** for 277V, **A35** for 347V, **A34** for 480V, Photocell is factory installed inside the housing with a fully gasketed sensor on the side wall. For multiple fixture mountings, one fixture is supplied with a photocell to operate the others.

Wireless Controls

wiSCAPE™

Hubbell Control Solution's wiSCAPE™ wireless control modules allow an individual fixture to be managed, monitored and measured. The modules communicate securely over a robust certified meshed radio signal. The wiSCAPE modules provide on/off/dim control, external device input, alerts and metering.

WIR-RMI-IO

wiSCAPE Internal Module, 120-480V, 1000ft range (LOS), 3 Digital Inputs/1 Analog Input, 2 Outputs.

WIR-RME-L

wiSCAPE External Module, 120-480V, 1000ft range (LOS), Internal Photocell, 1 Digital Input, Compatible with the A-25-7H option

SiteSync™¹

SiteSync™ wireless control system for reduction in energy and maintenance cost while optimizing light quality 24/7. See ordering information or visit www.hubbellighting.com/products/sitesync for more details.

Pole Mounted

Round Pole-Mounted Occupancy Sensor up to 30'

SCH-R

Round Pole-Mounted Occupancy Sensor: up to 30' - an outdoor occupancy sensor with 0-10V interface dimming control that mounts directly to the pole. Wide 360° pattern. Module colors are available in Black, Gray, and White. Module is cut for round pole mounting. Pole diameter is needed upon order. Poles to be drilled in the field will be provided with installation instructions.

Ordering Example: SCH-R4⁴/277²/BL³

Square Pole-Mounted Occupancy Sensor up to 30'

SCH-S

Square Pole-Mounted Occupancy Sensor: up to 30' - an outdoor occupancy sensor with 0-10V interface dimming control that mounts directly to the pole. Wide 360° pattern. Module colors are available in Black, Gray, and White. Module is cut for round pole mounting. Pole diameter is needed upon order. Poles to be drilled in the field will be provided with installation instructions.

Ordering Example: SCH-S/277²/BL³

SCP

The SCP is a photo-control with motion sensing accessory that mounts to the side of any new or existing 3"-5" round or square straight pole. The SCP enables any pole mounted luminaire in excess of 75 watts, to meet California Title 24 requirements with integral 20KV/10KA surge protection for added reliability and serviceability.

For more detail:

http://www.aal.net/products/sensor_control_programmable

¹PRECOMMISSIONED SITESYNC ORDERING INFORMATION: When ordering a fixture with the SiteSync lighting control option, additional information will be required to complete the order. The SiteSync Commissioning Form or alternate schedule information must be completed. This form includes Project location, Group information, and Operating schedules. For more detailed information please visit www.HubbellLighting.com/products/sitesync or contact Hubbell Lighting tech support at (800) 345-4928.

SiteSync fixtures with occupancy sensor (SWPM) require the mounting height of the fixture for selection of the lens.

Examples:

SiteSync only : ALT3/P70/60L/3KUV/PS/US/SWP

SiteSync with Motion Control: ALT3/P70/60L/3KUV/PS/US/SWPM-20F

MOB ORDERING INFORMATION: When ordering a fixture with a dimming occupancy sensor option (MOB), please specify the appropriate information. These settings are specified in the ordering as shown in the example below.

ALT3/P70/60L/3KUV/PS/US/MOB - 1 to 30 min - 33% or 50% - ?? / DBT
High to Dim Delay Low Level Mounting Height (ft.)

²Voltage, ³Color, ⁴Pole Diameter

Kim Lighting reserves the right to change specifications without notice.