

**BNB1 LED**

BOUNCE BOLLARD

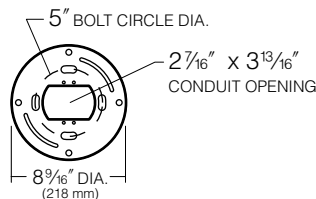
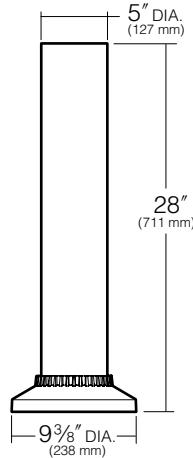
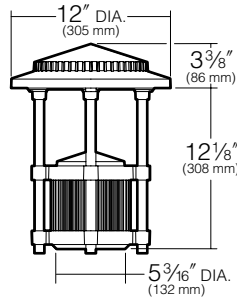
**Type:**  
**Job:**  
**Catalog number:**

**Approvals:**

Fixture	/	/	/
	Electrical Module	Luminaire Finish	Options
	See page 2		See page 3

**Specifications**

**BNB1 LED**  
 18, 27 or 36 LED



**Hood and Lens Frame:** Die-cast, low copper (<0.6% Cu) aluminum alloy with stainless steel hinge. Hood is opened by loosening one stainless steel captive button-head socket cap screw. 3/16" thick clear flat tempered glass lens seals against the lens frame by a one-piece molded silicone gasket. Lens frame seals against the hood by a one-piece extruded and vulcanized silicone gasket.

**Body Support:** Die-cast, low copper (<0.6% Cu) aluminum alloy flanges compress a ribbed extruded aluminum chamber. The four heavy wall extruded aluminum support rods are mechanically fastened to the lens frame with stainless steel fasteners. The support rods are held in position through die-cast arms and mechanically fastened at the bottom with a custom aluminum bolt. The electrical wiring is channeled through a support rod with a brass bushing.

**Body Cap:** Die-cast, low copper (<0.6% Cu) aluminum, retained by two captive stainless steel screws. Optional matte black finish to eliminate bounce light. See page 3.

**Shaft:** One-piece aluminum extrusion, .125" minimum wall thickness and two internal 3/16"-16 mounting rods sandwich shaft between base and head.

**Anchor Base Plate:** A heavy cast aluminum anchor base is provided for mounting to the four 3/8" x 10" + 2" zinc plated J-bolts, each with two nuts and washers. A rigid pressed board template is provided to secure the anchor bolts during concrete pour (5" B.C.D.)

**Electrical Module:** Factory mounted to a rigid harness attached to the anchor base. A total of 27 mid power LED emitters configured in a rectangular array comprised together as a module. Two (2) modules for Type I version; three (3) modules for Type III version; and four (4) modules for Type V version. Available in 580nm Amber, 3000K, 4200K and 5100K color temperatures.

**LED Driver:** Universal voltage from 120 to 277V with a ±10% tolerance. -40°F starting temperature. All drivers are Underwriters Laboratories recognized.

**Finish:** Each luminaire receives a fade and abrasion resistant, electrostatically applied, thermally cured, triglycidal isocyanurate (TGIC) polyester powdercoat finish.

**Listed to:** UL 1598 Standard for Luminaires - UL 8750 Standard for Safety for Light Emitting Diode (LED) Equipment for use in Lighting Products and CSA C22.2#250.0 Luminaires. RoHS compliant. Meets Buy American provisions within ARRA.

**CAUTION:** Fixtures must be grounded in accordance with national, state and/or local electrical codes. Failure to do so may result in serious personal injury.

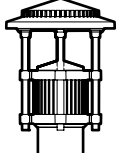
KIM LIGHTING RESERVES THE RIGHT TO CHANGE SPECIFICATIONS WITHOUT NOTICE

**BNB1 LED**

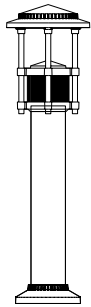
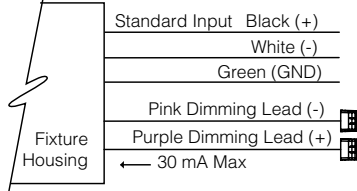
BOUNCE BOLLARD

Type:

Job:



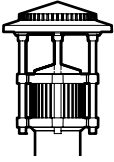
**Standard Features**

<p><b>Fixture</b></p>	<div style="text-align: center;">  <p>Cat. No. <b>BNB1</b></p> </div>			
<p><b>Electrical Module</b> LED = Light Emitting Diode</p>	<p>Cat. Nos. for LED Electrical Modules available:</p> <table style="width: 100%; border-collapse: collapse;"> <tr> <td style="text-align: center; border: 1px solid black; padding: 5px;"> <p><b>xL</b></p> <p><b>Source:</b></p> <p>18L= Type I 27L= Type III 36L= Type V</p> </td> <td style="text-align: center; border: 1px solid black; padding: 5px;"> <p><b>xK</b></p> <p><b>Color Temperature:</b></p> <p>12K = 580nm - Amber 13K = 3000K 14K = 4200K 15K = 5100K</p> </td> <td style="text-align: center; border: 1px solid black; padding: 5px;"> <p><b>UV</b></p> <p><b>Voltage:</b></p> <p>UV Universal Voltage shall range from 120V-277V</p> </td> </tr> </table>	<p><b>xL</b></p> <p><b>Source:</b></p> <p>18L= Type I 27L= Type III 36L= Type V</p>	<p><b>xK</b></p> <p><b>Color Temperature:</b></p> <p>12K = 580nm - Amber 13K = 3000K 14K = 4200K 15K = 5100K</p>	<p><b>UV</b></p> <p><b>Voltage:</b></p> <p>UV Universal Voltage shall range from 120V-277V</p>
<p><b>xL</b></p> <p><b>Source:</b></p> <p>18L= Type I 27L= Type III 36L= Type V</p>	<p><b>xK</b></p> <p><b>Color Temperature:</b></p> <p>12K = 580nm - Amber 13K = 3000K 14K = 4200K 15K = 5100K</p>	<p><b>UV</b></p> <p><b>Voltage:</b></p> <p>UV Universal Voltage shall range from 120V-277V</p>		
<p><b>Luminaire Finish</b> TGIC powder coat paint on fixture and shaft.</p>	<table style="width: 100%;"> <tr> <td style="width: 50%;"> <p>Cat. No.: Color:</p> <p><b>BLS</b> Black Gloss Smooth</p> <p><b>BLT</b> Black Matte Textured</p> <p><b>DBS</b> Dark Bronze Gloss Smooth</p> <p><b>DBT</b> Dark Bronze Matte Textured</p> <p><b>GTT</b> Graphic Matte Textured</p> <p><b>LGS</b> Light Grey Gloss Smooth</p> </td> <td style="width: 50%;"> <p>Cat. No.: Color:</p> <p><b>LGT</b> Light Grey Matte Textured</p> <p><b>PSS</b> Platinum Silver Gloss Smooth</p> <p><b>VGT</b> Verde Green Matte Textured</p> <p><b>WHS</b> White Gloss Smooth</p> <p><b>WHT</b> White Matte Textured</p> <p><b>CC</b> Custom Color</p> </td> </tr> </table> <p>Custom colors subject to additional charges, minimum quantities and extended lead times. Consult representative. Custom color description: _____</p>	<p>Cat. No.: Color:</p> <p><b>BLS</b> Black Gloss Smooth</p> <p><b>BLT</b> Black Matte Textured</p> <p><b>DBS</b> Dark Bronze Gloss Smooth</p> <p><b>DBT</b> Dark Bronze Matte Textured</p> <p><b>GTT</b> Graphic Matte Textured</p> <p><b>LGS</b> Light Grey Gloss Smooth</p>	<p>Cat. No.: Color:</p> <p><b>LGT</b> Light Grey Matte Textured</p> <p><b>PSS</b> Platinum Silver Gloss Smooth</p> <p><b>VGT</b> Verde Green Matte Textured</p> <p><b>WHS</b> White Gloss Smooth</p> <p><b>WHT</b> White Matte Textured</p> <p><b>CC</b> Custom Color</p>	
<p>Cat. No.: Color:</p> <p><b>BLS</b> Black Gloss Smooth</p> <p><b>BLT</b> Black Matte Textured</p> <p><b>DBS</b> Dark Bronze Gloss Smooth</p> <p><b>DBT</b> Dark Bronze Matte Textured</p> <p><b>GTT</b> Graphic Matte Textured</p> <p><b>LGS</b> Light Grey Gloss Smooth</p>	<p>Cat. No.: Color:</p> <p><b>LGT</b> Light Grey Matte Textured</p> <p><b>PSS</b> Platinum Silver Gloss Smooth</p> <p><b>VGT</b> Verde Green Matte Textured</p> <p><b>WHS</b> White Gloss Smooth</p> <p><b>WHT</b> White Matte Textured</p> <p><b>CC</b> Custom Color</p>			
<p><b>0-10V Dimming Interface</b></p>	<p>Driver has a 0-10V dimming interface with a dimming range of 10-100%. Is compatible with most control systems. Note: Not compatible with current sourcing dimmers. Controls compatible via Pink and Purple dimming lead.</p> <div style="text-align: right;">  </div>			

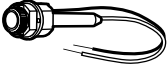
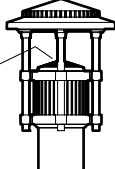

**BNB1 LED**

BOUNCE BOLLARD

Type:  
Job:



**Optional Features**

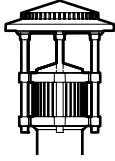
<p><b>Fusing (internal only):</b> Cat. No. <b>(see chart at right)</b> <b>No Option</b></p>	<p>High temperature fuse holders factory installed inside the fixture housing. Fuse is included.</p> <p>Line Volts:    120V       208V       240V       277V       347V</p> <p>Cat. No.:        <b>SF</b>        <b>DF</b>        <b>DF</b>        <b>SF</b>        <b>SF</b></p>	 <p>Single Fuse</p>
<p><b>Matte Black Body Cap:</b> Cat. No.    <b>BBC</b> <b>No Option</b></p>	<p>For locations where complete cutoff optical control is desired, an Optional Matte Black Body Cap can be specified. This significantly reduces the indirect up-light distribution, providing complete cutoff. To further reduce the nighttime visual presence of the fixture, specify Black or Dark Bronze luminaire finish.</p>	 <p>Optional Cap</p>
<p><b>Battery Back-up</b> Cat. No.    <b>EM</b> <b>No Option</b></p>	<p>Internal battery pack provides 90 minutes of supplemental light at 25% of initial lamp lumens.</p>	 <p>Battery Back-up</p>
<p><b>Optional Duplex Receptacle</b> Cat. No.      <b>DR</b>                 <b>DR-GFI</b>                 <b>No Option</b></p>	<p>Mounted 18" from bottom of shaft, in a cast aluminum box that is internally welded and sealed with a gasketed While-In-Use cover with locking tab. Painted to match bollard.</p> <p><b>DR</b> weather proof duplex receptacle rated 20A, 125V. <b>DR-GFI</b> weather proof duplex receptacle with ground fault circuit interrupter rated 20A, 125V.</p>	

**BNB1 LED**

BOUNCE BOLLARD

Type:

Job:



**Lumen Data**

Spectroradiometric			
	3000K Average	4200K Average	5100K Average
Correlated Color Temp. CCT (K)	2800K - 3175K	3800K - 4600K	4600K - 5600K
Color Rendering Index (CRI)	≥75	≥70	≥65
Power Factor	>.90	>.90	>.90

Projected Lumen Maintenance		
mA	50,000 hrs	100,000 hrs
350mA		

Based on 36LED version.

Electrical Drive Current - @350mA						
Volts - AC	Type 1		Type 3		Type 5	
	Amps - AC	System Watts	Amps - AC	System Watts	Amps - AC	System Watts
120	0.18	21	0.26	31	0.34	41
208	0.10	21	0.15	31	0.20	41
240	0.09	21	0.13	31	0.17	41
277	0.08	21	0.11	31	0.15	41

B.U.G. Rating (TM15) in Lumens where B = Backlight, U = Uplight, G = Glare			
Temperature	Type 1	TYPE 3	TYPE 5
3000K	B1 U0 G1	B1 U0 G1	B1 U0 G1
4200K	B1 U0 G1	B1 U0 G1	B1 U0 G1
5100K	B1 U0 G1	B1 U0 G1	B2 U0 G1

Absolute Lumens			
Temperature	TYPE 1	TYPE 3	TYPE 5
3000K	1321	2188	2747
4200K	1365	2174	2838
5100K	1509	2404	3137

LED performance and lumen output continues to improve at a rapid pace. Log onto [www.currentlighting.com/kimlighting](http://www.currentlighting.com/kimlighting) to download the most current photometric files from Kim Lighting's IES File Library.  
For custom optics and color temperature configurations, contact factory.