

Scarab™ C700

120 TO 277 VOLT DIE-CAST BRASS LED

Type:
Job:

Approvals:

Fixture Catalog number:

Fixture Options:

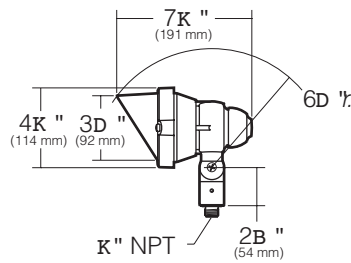
Fixture and Finish

Ordered separately from fixture, see page 3.
See 120 Volt Mounting Options Spec Sheet for mounting options

Specifications

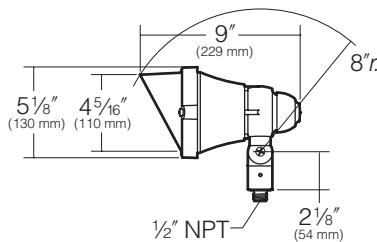
C700/7L

7 Light Emitting Diodes



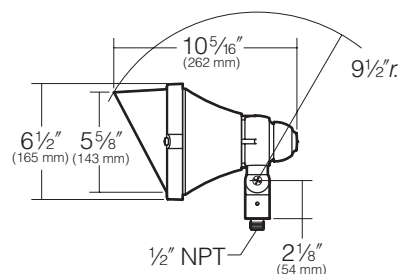
C700/9L

9 Light Emitting Diodes



C700/12L

12 Light Emitting Diodes



U.S. PATENT D424,731

Housing: Die-cast brass body and lens frame.

Swivel: Die-cast brass with locking teeth and K" solid brass NPT mount. Provides horizontal rotation independent of the threaded mount. Swivel locked by J-20 stainless set screw.

Gasketing: Silicone gaskets throughout.

Fasteners: Stainless steel.

Wiring: No. 18AWM rated 105°C.

Optical System: High performance acrylic optic securely attached to internal heat sink for maximum thermal dissipation.

Driver: Universal Voltage from 120 to 277V with a ±10% tolerance. -40°F. starting temperature. All drivers are Underwriters Laboratories recognized.

Finish: Natural Brass (NB)

Listed to: UL 1598 Standard for Luminaires - UL 8750 Standard for Safety for Light Emitting Diode (LED) Equipment for use in Lighting Products and CAN/CSA C22.2 No. 250.0 -08 Luminaires. LEDs and drivers are RoHS compliant.

CAUTION: Fixtures must be grounded in accordance with national, state and/or local electrical codes, Failure to do so may result in serious personal injury.

KIM LIGHTING RESERVES THE RIGHT TO CHANGE SPECIFICATIONS WITHOUT NOTICE.

Scarab™ C700

120 TO 277 VOLT DIE-CAST BRASS LED

Type:

Job:



Standard Features

Ordering Information

Fixture	Source
C700S3/7L3KUV ¹	350mA, 9W, 7 LEDs, 3000K
C700S3/7L4KUV ¹	350mA, 9W, 7 LEDs, 4200K
C700S3/7L5KUV ¹	350mA, 9W, 7 LEDs, 5100K
C700F3/7L3KUV ¹	350mA, 9W, 7 LEDs, 3000K
C700F3/7L4KUV ¹	350mA, 9W, 7 LEDs, 4200K
C700F3/7L5KUV ¹	350mA, 9W, 7 LEDs, 5100K
C700S3/9L3KUV ¹	350mA, 11W, 9 LEDs, 3000K
C700S3/9L4KUV ¹	350mA, 11W, 9 LEDs, 4200K
C700S3/9L5KUV ¹	350mA, 11W, 9LEDs, 5100K
C700F3/9L3KUV ¹	350mA, 11W, 9 LEDs, 3000K
C700F3/9L4KUV ¹	350mA, 11W, 9 LEDs, 4200K
C700F3/9L5KUV ¹	350mA, 11W, 9LEDs, 5100K
C700S3/12L3KUV ¹	350mA, 14W, 12 LEDs, 3000K
C700S3/12L4KUV ¹	350mA, 14W, 12 LEDs, 4200K
C700S3/12L5KUV ¹	350mA, 14W, 12 LEDs, 5100K
C700F3/12L3KUV ¹	350mA, 14W, 12 LEDs, 3000K
C700F3/12L4KUV ¹	350mA, 14W, 12 LEDs, 4200K
C700F3/12L5KUV ¹	350mA, 14W, 12 LEDs, 5100K

¹S = Spot, F = Narrow Flood, UV = Universal Voltage from 120 to 277V with a ±10% tolerance.

Finish

Color: Natural Brass
 Cat. No.: **NB**

Scarab™ C700

120 TO 277 VOLT DIE-CAST BRASS LED

Type:

Job:

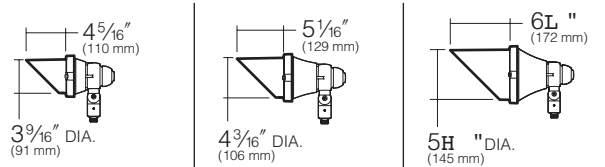


Fixture Options

Ordered Separately from Fixture

Aluminum Adjustable Glare Shield

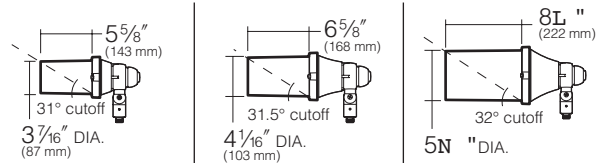
Spun aluminum shield with 45° cut and drain hole. Includes die-cast low copper alloy (< 0.6%) aluminum lens ring. The shield is rotatable 360°. Replaces standard lens ring/hood on fixture.



Finish	C700/7L	C700/9L	C700/12L	
Natural Copper and Brass	AGS72NB	AGS73NB	AGS74NB	No Option
Verde Green Patina	AGS72VG	AGS73VG	AGS74VG	No Option

Aluminum Full Glare Shield

Spun aluminum shield with drain hole. Includes die-cast low copper aluminum lens ring. Replaces standard lens ring/hood on fixture.



Finish	C700/7L	C700/9L	C700/12L	
Natural Copper and Brass	FGS72NB	FGS73NB	FGS74NB	No Option
Verde Green Patina	FGS72VG	FGS73VG	FGS74VG	No Option

Debris Screen

Stainless steel wire screen welded to flange, and held in place with spring clips. Screen inserts inside full glare shield only. All debris screens are black iridite colored.



Finish	C700/7L	C700/9L	C700/12L	
Black	DS72	DS73	DS74	No Option

Mounting

Refer to 120 Volt Mounting Options Spec Sheet for individual mounting options.

Scarab™ C700

120 TO 277 VOLT DIE-CAST BRASS LED

Type:

Job:



Lumen Data

Spectroradiometric			
	3000K	4200K	5100K
Correlated Color Temp. CCT (K)	2800 to 3175K	3800 to 4600K	4600 to 5600K
Color Rendering Index (CRI)	≤80	≤80	≤70
Power Factor	>.90 @ 120V	>.90 @ 120V	>.90 @ 120V

Electrical Drive Current									
Current	C700-7L			C700-9L			C700-12L		
	Volts -AC	Amps - AC	System Watts	Volts -AC	Amps - AC	System Watts	Volts -AC	Amps - AC	System Watts
350mA	120	0.08	9	120	0.09	11	120	0.13	14
	208	0.05	9	208	0.06	11	208	0.08	14
	240	0.04	9	240	0.05	11	240	0.07	14
	277	0.04	9	277	0.04	11	277	0.06	14

Absolute Lumens									
Current	C700-7L			C700-9L			C700-12L		
	Temp.	Spot	Narrow Flood	Temp.	Spot	Narrow Flood	Temp.	Spot	Narrow Flood
350mA	3000K	806	502	3000K	1031	714	3000K	1334	918
	4200K	1047	661	4200K	1339	939	4200K	1778	1208
	5100K	1173	741	5100K	1500	1024	5100K	1938	1317

Main Beam Candela and Beam Angle															
Current	C700-7L					C700-9L					C00-12L				
	Temp.	Spot	Beam°	Narrow Flood	Beam°	Temp.	Spot	Beam°	Narrow Flood	Beam°	Temp.	Spot	Beam°	Narrow Flood	Beam°
350mA	3000K	5553	15°	1170	35°	3000K	6499	15°	3134	35°	3000K	9528	15°	3782	35°
	4200K	7214	15°	1544	35°	4200K	8441	15°	4121	35°	4200K	12699	15°	4977	35°
	5100K	8082	15°	1730	35°	5100K	9456	15°	4494	35°	5100K	13842	15°	5426	35°

LED performance and lumen output continues to improve at a rapid pace. Log onto www.kimlighting.com to download the most current photometric files from Kim Lighting's IES File Library. For custom optics and color temperature configurations, contact factory.

Projected Lumen Maintenance		
TM21-11*	hrs	Calculated (L70)
.97	100,000	1,003,000

* 60,000 hrs, 350mA, Ts 46-51°C / 25°C ambient.