

Bell™ KLV167

12 VOLT DIE-CAST BRASS, LED

Type:

Job:

Fixture Catalog number:

Fixture Options:

Ordered Separately from Fixture
See page 2

Mounting Options:

Ordered Separately from Fixture
See page 3

Fixture and Finish

Specifications

Housing and Lens Frame: Die-cast brass. Frame with silicone gasket, attaches to housing with four captive J-20 stainless steel, slotted cap screws.

Arm: Cast brass. Head is independently rotatable 300° vertically from top dead center. Head may be positioned straight up. Horizontal rotation of entire fixture controlled by installation on mounting device. Set screw provided for locking position.

Stem: ½" schedule 40 brass pipe with ½" NPT at bottom plus solid brass locknut for mounting.

Lens: Tempered clear soda lime glass with silicone gasket. Flush with lens frame to promote water runoff when positioned upward.

Wiring: 3' No. 18-2 12 Volt cable with fork connectors.

Optical System: A total of 3 LED emitters configured in a rectangular array comprised together as a module. Available in 3000K, 4200K,s and 5100K.

Driver: Constant current electronic driver. Available in 12V input. -40°F. starting temperature. All drivers are Underwriters Laboratories recognized.

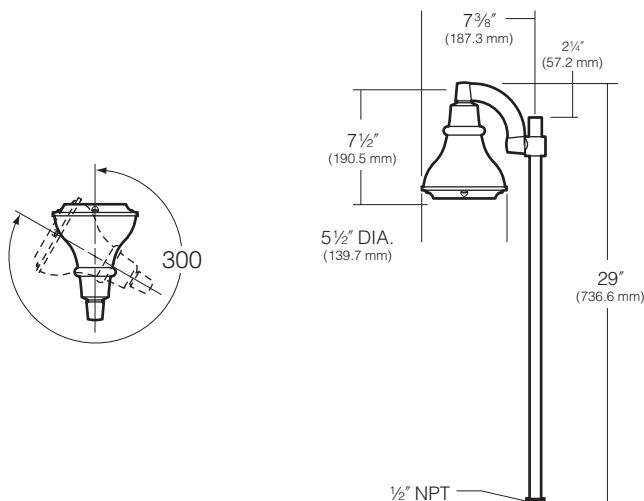
Finish: Natural Brass (NB) or Verde Green Patina (VG).

Certification: UL Listed to U.S. and Canadian safety standards for wet locations.

ORDERING INFORMATION

Fixture	Source	Finish
KLV167/3L3K/NB ¹	5.3W, 3 LED's, 3000K	Natural Brass
KLV167/3L4K/NB ¹	5.3W, 3 LED's, 4200K	Natural Brass
KLV167/3L5K/NB ¹	5.3W, 3 LED's, 5100K	Natural Brass
KLV167/3L3K/VG ¹	5.3W, 3 LED's, 3000K	Verde Green Patina
KLV167/3L4K/VG ¹	5.3W, 3 LED's, 4200K	Verde Green Patina
KLV167/3L5K/VG ¹	5.3W, 3 LED's, 5100K	Verde Green Patina

¹.44 Max Amps.



Listings and Ratings



UL cUL 1598²

25C Ambient

²Suitable for wet locations



Fixture Options
Ordered Separately from Fixture

Lens Accessories Cat. No. (See right) No Option	PL72 - Prismatic Lens: Softens lamp distribution and flattens beam spread. Best with flood lamps. Inserts behind lens into lens gasket. Cat. No. PL72 Prismatic Lens	
	SL72 - Spread Lens: Creates an oval beam pattern, more narrow in one beam axis. Best with spot lamps. Inserts behind lens into lens gasket. Cat. No. SL72 Spread Lens	
	Transformer Options See “12-15 Volt Variable Transformers” on kimlighting.com - Product Specifications - Landscape 12 Volt-120Volt section.	



Mounting Options

Ordered Separately from Fixture

Landscape Light Post by Engineered Products Co.

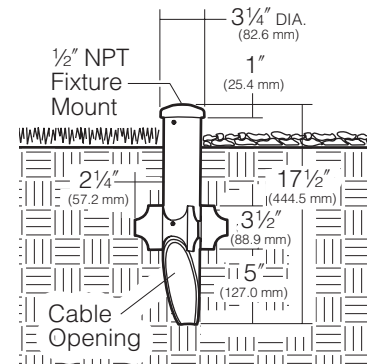
Cat. No.

| **EP17**

| **No Option**

PVC fixture molded in black with 1/2" NPT mount is corrosion free and UV resistant. Replaces EMT, conduit connectors and weatherproof boxes. 100% shatter resistant against denting and cracking. Angled bottom to eliminate cable congestion.

17 1/2" post length



Low Voltage Spear Mount

Cat. No.

Finish

| **KLV400BL**

Black

| **KLV400DB**

Dark Bronze

| **KLV400GR**

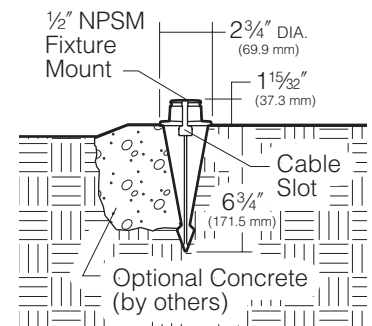
Verde Green

| **No Option**

Die-cast low copper aluminum with 1/2" NPSM fixture mount. Stainless steel set screw locks fixture into mount. Cable slot allows easy fixture mounting before or after installation in ground. Super TGIC powder coat paint over clear anodizing and titanated zirconium conversion coating.

Spear Mounting in Concrete

The KLV400 must be installed in concrete.



Low Voltage Surface Mount

Cat. No.

Finish

| **KLV405BL**

Black

| **KLV405DB**

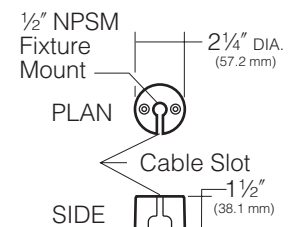
Dark Bronze

| **KLV405GR**

Verde Green

| **No Option**

Die-cast low copper aluminum with 1/2" NPSM fixture mount. Stainless steel set screw locks fixture into mount. Two holes provided for flat head wood screws. TGIC powder coat paint over clear anodizing and titanated zirconium conversion coating.



Extension Module

Cat. No.

Finish

| **KLV415BL**

Black

| **KLV415DB**

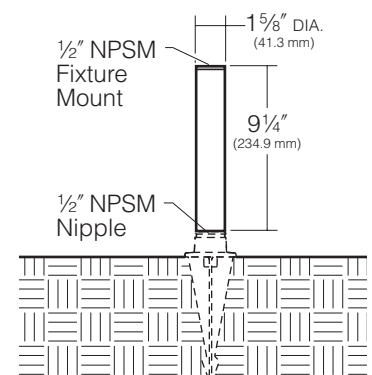
Dark Bronze

| **KLV415GR**

Verde Green

| **No Option**

For raising fixtures to a height above foliage for efficient and unobstructed operation. Constructed of 1 5/8" diameter extruded aluminum with die-cast ends. 1/2" NPSM female thread on one end, and other end has a 1/2" NPSM solid brass nipple. Stainless steel allen head set screw locks fixture onto mount. TGIC powder coat paint over titanated zirconium conversion coating. Two modules may be stacked for additional height.



Bell™ KLV167

12 VOLT DIE-CAST BRASS, LED



Lumen Data

Spectroradiometric			
	3000K	4200K	5100K
Correlated Color Temp. CCT (K)	2800 to 3175K	3800 to 4600K	4600 to 5600K
Color Rendering Index (CRI)	≥75	≥70	≥65

ELECTRICAL - Drive Current @350mA (3 LEDs)		
Volts	Amps	System Watts
12	0.44	5.3

Absolute Lumens (3 LEDs)	
Temperature	KLV167/3L*K
3000K	199.7
4200K	205.1
5100K	206

Lumens Per Watt (3 LEDs)	
Temperature	KLV167/3L*K
3000K	37.7
4200K	38.7
5100K	38.9