

# KLVL711

SCARAB 12V

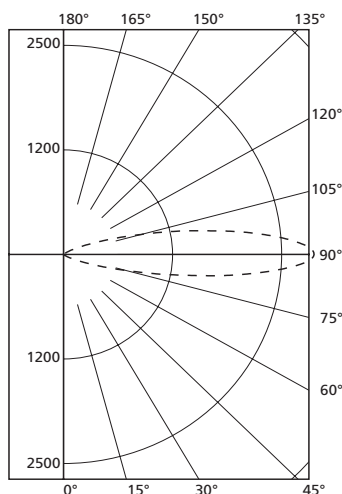
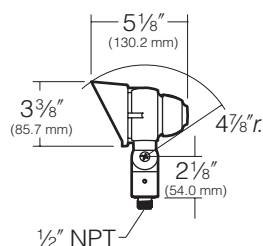
## FEATURES

- LED light sources with sealed light engine
- Unique swivel mount provides superior aiming without loosening over time
- Narrow flood distributions for accent lighting
- Integrated design and application flexibility to produce a landscape accent system that meets the broadest range of illumination need needs

## CERTIFICATIONS



## SPECIFICATIONS



Voltage: 12    Watts: 6.77    Amps: 0.816  
 Lumens: 460    CBCP: 2264    Beam: 20°  
 CCT: 3000K    Efficacy: 68    Lm/W

## ORDERING CODE

Model	Fixture Options	Mounting Options
KLVL711BL <sup>1</sup> Black	HL71 <sup>2</sup> Hex Cell Louver for brightness control.	EP17 Landscape Light Post Mount, 12V & 120V
KLVL711DB <sup>1</sup> Dark Bronze	PL71 <sup>2</sup> Prismatic Spread Lens softens lamp distribution. Best with spot.	KLV400 <sup>1</sup> Spear Mount, 12V
KLVL711GR <sup>1</sup> Verde Green	SL71 <sup>2</sup> Linear Spread Lens creates oval beam pattern. Best with spot.	KLV405 <sup>1</sup> Surface Mount, 12V, Lowlighter only
	AGS71 Aluminum Adjustable Glare Shield	KLV415 <sup>1</sup> Extension Mount, 12V, Lowlighter only
	FGS71 Aluminum Full Glare Shield	
	DS71 Debris Screen	

<sup>1</sup> Specify finish, BL - Black, DB - Dark Bronze, GR - Verde Green.

<sup>2</sup> Inserts behind lens.

# KLVL711

SCARAB 12V

## LUMINAIRE PERFORMANCE

Nominal Lumen Package	Center Beam Candle Power	Watts	Lumens Per Watt
460	2264	6.77	68

## SPECIFICATIONS

### Lamp Housing:

- Die-cast aluminum body and socket enclosure.

### Swivel:

- Die-cast aluminum with locking teeth and 1/2" solid brass NPT mount. Provides horizontal rotation independent of the threaded mount. Swivel locked by 1/4-20 stainless set screw. Clear anodized prior to powder coating for added corrosion resistance.

### Lens Frame:

- Integral die-cast aluminum lens ring and glare shield.

### Lens:

- Tempered clear soda lime glass with silicone gasket. Flush with lens frame to promote water runoff when positioned upward.

### Gasketing:

- Silicone gaskets used throughout.

### Driver/Optical System:

- 3 LED emitters configured in a triangle array comprised together as a module. Each LED is encapsulated under a precision optical prism to produce a narrow flood pattern. The -40c driver is within the module and operates on 12V AC or DC current, 6.77 watt, 0.816 amp.

### Wiring:

- 6' No. 18-2 12 Volt cable with fork connectors.

### Finish:

- Fade and abrasion resistant, electrostatically applied, thermally cured, triglycidal isocyanurate (TGIC) polyester powder coat.
- Standard colors include (BL) Black, (DB) Dark Bronze, and (GR) Verde Green.

### Certifications and Listings:

- UL Listed to U.S. and Canadian safety standards for wet locations.

### Caution:

- Fixtures must be grounded in accordance with national, state and/or local electrical codes, Failure to do so may result in serious personal injury.

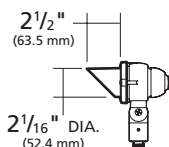
# KLVL711

SCARAB 12V

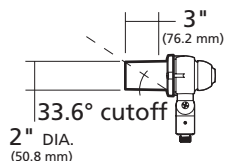
## OPTIONS

### Fixture Options:

- **Hex Cell Louver:** Constructed of hex cell aluminum louvers providing 45° cutoff, mounted in a circular frame, finished in baked high-heat flat black. Can be used in combination with colored lenses. Inserts behind lens.
- **Prismatic Lens:** Softens lamp distribution and flattens beam spread. Best with flood lamps. Replaces standard lens. Cannot be used in combination with HL louver.
- **Spread Lens:** Creates an oval beam pattern, more narrow in one beam axis. Best with spot lamps. Replaces standard lens. Cannot be used in combination with HL louver.
- **AGS71 Aluminum Adjustable Glare Shield:** Spun aluminum shield with 45° cut and drain hole. Includes die-cast, low copper alloy (<0.6% Cu) aluminum lens ring. The shield is rotatable 360°. Replaces standard lens ring/hood on fixture.



- **FGS71 Aluminum Full Glare Shield:** Spun aluminum shield with drain hole. Includes die-cast, low copper alloy (<0.6% Cu) aluminum lens ring. Replaces standard lens ring/hood on fixture.

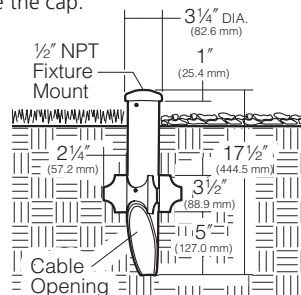


- **DS71 Debris Screen:** Stainless steel wire screen welded to flange, and held in place with spring clips. Screen inserts inside full glare shield only. All debris screens are black iridite colored.

### Mounting Options:

- **EP17 Landscape Light Post:** PVC fixture molded in black with 1/2" NPT mount is corrosion free and UV resistant. Replaces EMT, conduit connectors and weatherproof boxes. 100% shatter resistant against denting and cracking. Angled bottom to eliminate cable congestion. 17 1/2" post length

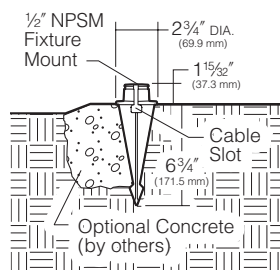
**Caution:** The Ravenna Highlighter tray may be too heavy for the EP17. Any slight impact could damage the cap.



- **KLV400 Low Voltage Spear Mount:** Die-cast low copper aluminum with 1/2" NPSM fixture mount. Stainless steel set screw locks fixture into mount. Cable slot allows easy fixture mounting before or after installation in ground. Super TGIC powder coat paint over clear anodizing and titanated zirconium conversion coating.

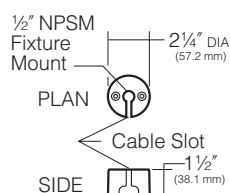
### Spear Mounting in Concrete

The KLV400 must be installed in concrete.



- **KLV405 Low Voltage Surface Mount:**

Die-cast low copper aluminum with 1/2" NPSM fixture mount. Stainless steel set screw locks fixture into mount. Two holes provided for flat head wood screws. Super TGIC powder coat paint over clear anodizing and titanated zirconium conversion coating.



- **KLV41 Extension Module:** For raising fixtures to a height above foliage for efficient and unobstructed operation. Constructed of 1 5/8" diameter extruded aluminum with die-cast ends. 1/2" NPSM female thread on one end, and other end has a 1/2" NPSM solid brass nipple. Stainless steel allen head set screw locks fixture onto mount. Super TGIC powder coat paint over titanated zirconium conversion coating. Two modules may be stacked for additional height.

