

WF33C & WF33H LED Wall Forms®

SHALLOW CUTOFF FACE RECESSED MOUNT, ROUND

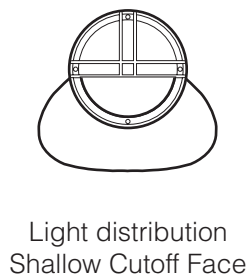
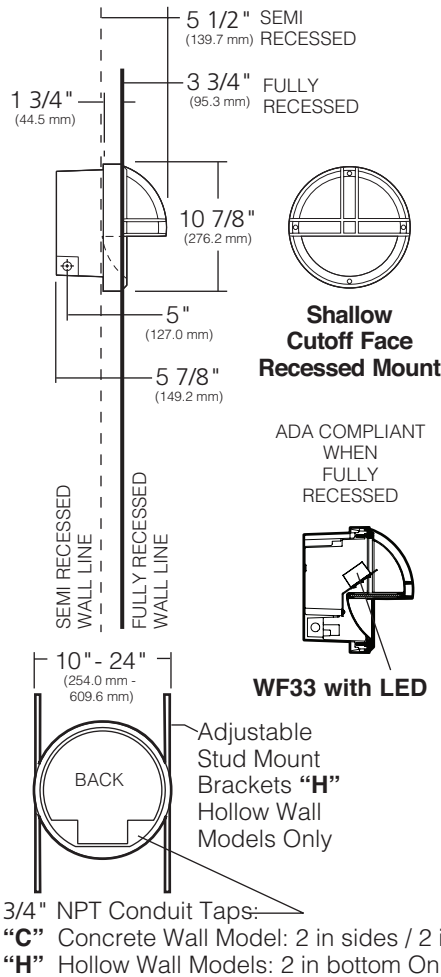
Type:
Job:
Catalog number:

/	/	/	
Fixture	Electrical Module	Finish	Options
See page 2			See page 2

Approvals:

Date:
Page: 1 of 2

Specifications



Housing:

Recessed Concrete: Die-cast, low copper (<0.6% Cu) aluminum alloy with clear anodize under powder coat finish to match louver and face plate. Integral junction box (21 cubic inch volume) with four 3/4" NPT conduit taps. Presswood niche cover provided as temporary protection against moisture.

Recessed Hollow Wall: Die-cast, low copper (<0.6% Cu) aluminum alloy with clear anodize under powder coat finish to match louver and face plate. Integral junction box (21 cubic inch volume) with four 3/4" NPT conduit taps. Presswood niche cover provided as temporary protection against moisture. (HID): Supplied with adjustable stud mount brackets plus insulation detector in place of one side conduit tap. Quick disconnect plug supplied for electrical module.

Face Plate: Die-cast, low copper (<0.6% Cu) aluminum alloy with vertical and horizontal double ribs covering the full hemisphere. Ribs are minimum 5/8" depth and 3/16" thickness. Secures to housing with four stainless steel captive socket head screws.

Shallow Cutoff Face: Solid upper half protruding 3 3/4" from housing and concave lower half.

Lens: Flat tempered glass, 3/16" minimum thickness with internal sandblast. Retained in face plate and sealed with a one-piece silicone gasket.

LED Optical System: A total of 9 LED emitters configured in a rectangular array comprised together as a module. One (1) module for 9 LED version and two (2) modules for 18 LED version. Available in 4000K and 5000K.

LED Driver Rated for 9 or 18 LED. Universal voltage from 120 to 277V with a ±10% tolerance. -40°F starting temperature. All drivers are Underwriters Laboratories recognized.

Finish: Each luminaire receives a fade and abrasion resistant, electrostatically applied, thermally cured, triglycidal isocyanurate (TGIC) polyester powdercoat finish.

Pour Items: Recessed housings, devoid of all electrical components. Protective presswood niche covers are supplied to temporarily seal the open housings until the electrical modules and face plates are ready to install. Quick disconnect plugs supplied for electrical modules.

Finishing Items: Electrical modules and face plates. Each set of finishing items shall be in one container, clearly marked with the fixture catalog number.

CAUTION: Fixtures must be grounded in accordance with national, state, and/or local electrical codes. Failure to do so may result in serious personal injury.

U.S. PATENTS: D385,054, D381,452, D378,621

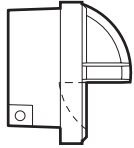
Listings and Ratings			
ETL ¹ to UL Standards 1598 & 8750	IP66 Rated	CE	25C Ambient

¹Suitable for wet locations

KIM LIGHTING RESERVES THE RIGHT TO CHANGE SPECIFICATIONS WITHOUT NOTICE.

WF33C & WF33H LED Wall Forms®

SHALLOW CUTOFF FACE RECESSED MOUNT, ROUND



Standard Features

Fixture Cat. No. WF33C WF33H	WF33C for concrete walls WF33H for hollow walls	
Electrical Module	9L2KUV ¹ 9L3KUV ¹ 9L4KUV ¹ 9L5KUV ¹	18L2KUV ¹ 18L3KUV ¹ 18L4KUV ¹ 18L5KUV ¹ ¹ For LED, 9L = 9LED Emitters; 18L = 18 LED Emitters; 2K = 580nm - Amber color temperature; 3K = 3000K color temperature; 4K = 4200K color temperature; 5K = 5100K color temperature; UV = Universal Voltage from 120 to 277V with a ± 10% tolerance.
Finish TGIC powder coat	Cat. No.: Color: BLS Black Gloss Smooth BLT Black Matte Textured DBS Dark Bronze Gloss Smooth DBT Dark Bronze Matte Textured GTT Graphic Matte Textured LGS Light Grey Gloss Smooth	Cat. No.: Color: LGT Light Grey Matte Textured PSS Platinum Silver Gloss Smooth VGT Verde Green Matte Textured WHS White Gloss Smooth WHT White Matte Textured CC Custom Color Custom colors subject to additional charges, minimum quantities and extended lead times. Consult representative. Custom color description: _____

Optional Features

Fusing Cat. No. SF No Option	Single fusing for 120V, 277V, and 347V primary.	
---	---	--