



UFO-6W

FLUORESCENT POWER PACK

DATE:	LOCATION:
TYPE:	PROJECT:
CATALOG #:	

FEATURES

- Compatible with electronic, standard magnetic, energy saving and dimming AC ballast
- Standard and Spectron® self-testing/self-diagnostic models offered
- Provides 90 minutes of emergency lighting
- Operates one or two lamps in emergency mode
- Universal input voltage: 120-277VAC 50/60Hz operation for UFO-6W and UFO-6WI
- Battery case made of heavy 22-gauge steel
- Maintenance-free Nickel-Cadmium battery
- Easy installation with versatile mounting capability inside of ballast channel, on top of or remote from fixture
- Can be used with switched or unswitched lighting fixtures



SPECIFICATIONS

APPLICATION

- All UFO-6W emergency battery packs work in conjunction with a fluorescent fixture's normal AC ballast to convert new or existing fluorescent fixtures for emergency lighting operation, eliminating the need to install additional emergency lighting units.
- They can operate one or two 17W-40W (2'-4') or one 40W-215W (5'-8') T8, T9, T10, or T12 fluorescent lamps without integral starters, including U-shaped, HO, VHO, and circline. All UFO-6W models are also compatible with most 1, 2, 3, and 4-lamp electronic, standard magnetic, energy saving, and dimming AC ballasts.
- If used in an emergency-only fixture, no AC ballast is necessary.

CONSTRUCTION

- All unit housings consist of a compact case constructed of 22 gauge sheet metal finished in black enamel.
- The unit contains a solid-state charger with automatic transfer circuit, test switch, LED charge indicator light, a dependable, high-frequency inverter and a high-temperature, Nickel-Cadmium battery.

INSTALLATION

- UFO-6W Series emergency battery packs do not affect normal fixture operation and may be used with either switched or unswitched fixtures.
- If a switched fixture is used, an unswitched hot lead must be connected to the emergency ballast.
- The emergency battery packs must be fed from the same branch circuit as the AC ballast. UFO-6W Series models may be installed inside, on top of, or remote from the fixture.
- The emergency battery pack may be remotely installed up to half the distance from the lamp the AC ballast manufacturer recommends, or up to 50 feet, whichever is less.
- UFO-6W Series emergency battery packs are not suitable for installation in heated air outlet fixtures and wet or hazardous location fixtures.
- Installation is not recommended with fixtures where the ambient temperature may fall below 0°C (32°F).

ILLUMINATION

- Initial emergency lighting output is 1100-1400 lumens on UFO-6W and UFO-6WI models.
- During emergency illumination, one or two lamps are illuminated.
- If two lamp operation is selected, light output is evenly divided between the lamps for better distribution of emergency operation.

COMPLIANCES

- UL 924 Damp Location Listed
- NFPA 101 (Life Safety Code)
- NFPA 70 (National Electrical Code)

WARRANTY

- 5 Years Full Warranty



UFO-6W

FLUORESCENT POWER PACK

DATE: _____ LOCATION: _____

TYPE: _____ PROJECT: _____

CATALOG #: _____

ORDERING GUIDE

Example: UFO-6W

CATALOG #

UFO-6W		Self-Diagnostics	
Model			
UFO-6W	Fluorescent Power Pack	Blank	None
			Spectron® Self-test/ Self-diagnostic Electronics

Accessories (Order Separately)	
F-WC	Wiring bundle cover ¹
SPRTS	Remote test switch/charge indicator module ²

Notes:

- 1 Encloses exposed wiring harness when power pack is externally mounted on the lighting fixture. One required per fixture.
- 2 Fits single-gang box.

SPECIFICATIONS

OPERATION

- UFO-6W Model: UFO-6W emergency fluorescent battery packs are designed to provide a minimum of 90 minutes of emergency lighting to one or two lamps in commercial or industrial fixtures. Operation is fully automatic. A solid-state charger maintains the battery at full charge as long as utility power is present. Upon interruption of utility power, the unit will activate and the automatic transfer circuit will switch to the emergency mode, keeping one or two lamps illuminated at a reduced lumen output for a minimum of 90 minutes.
- UFO-6WI Spectron Model: During normal operation, the UFO-6WI Spectron self-testing/self-diagnostic model constantly monitors charging current and battery voltage. When AC power fails, the UFO-6WI immediately switches to the emergency mode, keeping either one or two lamps illuminated at reduced lumen output for a minimum of 90 minutes. During automated testing cycles, the UFO-6WI simulates an AC power failure causing the emergency ballast to switch to emergency mode and conduct a discharge test to monitor battery voltage and discharge current. If the UFO-6WI detects a problem, the status indicator light flashes and, if selected, the audible alarm sounds. The UFO-6WI automatically tests emergency lighting for 30 seconds every 30 days and 90 minutes once a year.
- Upon restoration of utility power, UFO-6W and UFO-6WI emergency battery packs return to the charging mode and delays AC ballast operation for approximately three seconds to prevent false tripping of AC ballast (end-of-lamp-life) shutdown circuits. Full battery recharge is accomplished within 24 hours. A test switch and LED status indicator light is provided with all models for testing and monitoring of unit performance.

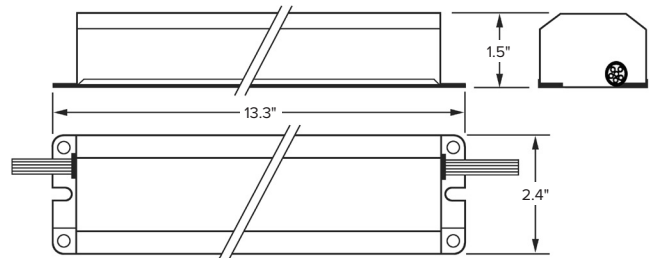
OPERATING TEMPERATURE RANGE

UFO-6W and UFO 6WI: 0°C to 50°C (32°F to 122°F)

WEIGHT

UFO-6W: 3.5lbs (1.59kg) and UFO-6WI: 3.6lbs (1.64kg)

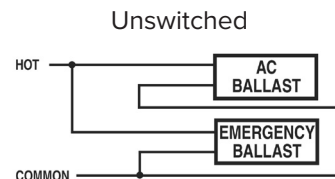
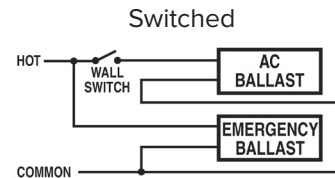
DIMENSIONS



Dimensions: 13.3" (34cm)L by 2.4" (6.0cm)W by 1.5" (3.8cm)H

LAMP COMPATIBILITY CHART

CATALOG NUMBER	INPUT WATTAGE	OUTPUT WATTAGE	LAMP TYPE	LAMP EXAMPLES	1 LAMP LUMENS	2 LAMP LUMENS
UFO-6W UFO-6WI	5.0	24	T8	FO25, FBO24 T8	1250	1100
				FO32, FBO31 T8	1350	1350
				FO96 T8	1400	--
				FO17, FBO16	1050	950
				F40T12, F40/U	1100	1100
			T12	F48T12/HO	1200	--
				F96T12, HO, VHO	1100	--
				F40T12/ES 34W	975	975
				F28 2D/4P	1100	1100
				F38 2D/4P	1000	1100



Primary circuit only. Lamp heads not shown.