



PROJECT INFORMATION

Project Name _____

Type _____

Catalog No. _____

Date _____

FEATURES

- LED Open Striplight
- Long life 60,000 hour LEDs at L80 for reduced maintenance
- Four LED color choices and 80+ CRI
- Choice of four lumen packages per size
- Available in 2', 4', or 8' lengths
- Optional integral emergency battery pack
- Heavy die-formed steel channel
- LED boards and driver accessible for future maintenance or upgrades
- Modular replaceable LED components
- Surface mount or suspended
- For narrow lens LED striplight use LCL
- For industrial narrow distribution LED use LCR
- Maximum temperature 25°C on all lumen packages up to HL
- Five year warranty

CONSTRUCTION

Housing, wireway, and ends are formed from code-gauge steel. Housing components act as heat sink for LED heat dissipation. Knockouts are provided for electrical access and mounting.

FINISH

White painted parts are treated with a five-stage phosphate bonding process and finished with high reflectance baked enamel. For a post-painted housing finish select PAF option.

ELECTRICAL

Long-life LEDs are rated for 50,000 hours at L80 lumen maintenance. Driver options include fixed output for on/off function, step dimming (high/low/off) or continuous 0-10V dimming.

CERTIFICATION

All luminaires are built to UL 1598 and 2108 standards, and bear appropriate CSA c/US labels. Damp location labeling is standard. CSA certified to UL 924 standards with battery pack option. Adheres to LM70, LM80, and TM21 industry standards.

WARRANTY

Five year warranty (Terms and Conditions apply).

ORDERING INFORMATION

EXAMPLE LCS4-40HL-EU

LCS						
MODEL	SIZE	COLOR TEMP	LUMEN OUTPUT	DRIVER	VOLTAGE	OPTIONS
LCS LED Striplight	2 2'	30 3000K	LW Low Watt	E Fixed Output	U 120V-277V	ELL14 Emergency Battery Pack, 1400 Lumens ^{1,2}
	4 4'	35 3500K	ML Medium Lumen	ESD Step Dimming ³	347 347V (E,ED,ED1 only)	GLR Fast Blow Fuse
	8 8'	40 4000K	HL High Lumen	ED 0-10V Dimming	480 480V ⁴	PAF Paint After Fabrication
		50 5000K	VL Very High Lumen	ED1 0-10V 1% Dimming		
			See Product Availability Table on following page.	LUTH Hi-Lume 1% EcoSystem LED driver with Soft-on, Fade-to-Black dimming technology		

**ACCESSORIES
(ORDER SEPARATELY)**

- CSWG4** 4' Wire Guard, 2 Required for 8' Fixture
- S18** 18" Stem, Canopy
- SS18** 18" Swivel Stem—45° Swivel
- CSHC** Chain Hanger Assembly

¹ Not available in 2' size.

² For compatibility with Dual-Lite LiteGear® inverters in lieu of installed battery pack, contact Hubbell Lighting representative.

³ Only available in 4' ML, HL & VL packages.

⁴ Consult factory for LW lumen package.

Product Availability			
Lumen Package	Lumens	Watts	LPW
LCS2-30ML-EU	2896	23	124
LCS2-35ML-EU	2955	23	127
LCS2-40ML-EU	3041	23	131
LCS2-50ML-EU	3122	23	134
LCS4-30LW-EU	2662	19	142
LCS4-35LW-EU	2753	19	146
LCS4-40LW-EU	2795	19	149
LCS4-50LW-EU	2870	19	153
LCS4-30ML-EU	5392	42	130
LCS4-35ML-EU	5575	42	134
LCS4-40ML-EU	5661	42	136
LCS4-50ML-EU	5812	42	140
LCS4-30HL-EU	6572	52	126
LCS4-35HL-EU	6795	52	130
LCS4-40HL-EU	6900	52	132
LCS4-50HL-EU	7084	52	135
LCS4-30VL-EU	10795	88	123
LCS4-35VL-EU	11162	88	127
LCS4-40VL-EU	11334	88	129
LCS4-50VL-EU	11637	88	132
LCS8-30LW-EU	5324	38	142
LCS8-35LW-EU	5506	38	146
LCS8-40LW-EU	5590	38	149
LCS8-50LW-EU	5740	38	153
LCS8-30ML-EU	10784	83	130
LCS8-35ML-EU	11150	83	134
LCS8-40ML-EU	11322	83	136
LCS8-50ML-EU	11624	83	140
LCS8-30HL-EU	13144	105	126
LCS8-35HL-EU	13590	105	130
LCS8-40HL-EU	13800	105	132
LCS8-50HL-EU	14168	105	135
LCS8-30VL-EU	21590	176	123
LCS8-35VL-EU	22324	176	127
LCS8-40VL-EU	22668	176	129
LCS8-50VL-EU	23274	176	132

Actual lumens will vary according to color temperature and other factors. For exact lumens and watts see specific photometric test(s).

Test #17800 Test Date 9/26/2016

LUMINAIRE DATA

Luminaire	LCS2-40ML-EU LCS LED Straight Sided Utility Channel, Striplight 24" x 4 ⁷ / ₁₆ " LED striplight with white reflector
Ballast	XI040C110V054BST1
Ballast Factor	1.00
Lamp	LED
Fixture Lumens	3041
Watts	23.30
Shielding Angle	0° = 90 90° = 90
Spacing Criterion	0° = 1.27 90° = 1.28
Luminous Opening in Feet	Length: 2.00 Width: 0.38 Height: 0.00

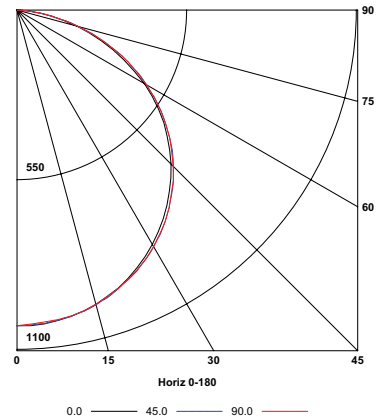
ZONAL LUMEN SUMMARY

Zone	Lumens	Lamp	Fixt.
0-30	803	26.4	26.4
0-40	1326	43.6	43.6
0-60	2384	78.4	78.4
0-90	3041	100.0	100.0
0-180	3041	100.0	100.0

ENERGY DATA

Total Luminaire Efficiency	100.0
Total Lumens per Watt	131
ANSI/IESNA RP-1-2004 Compliance	Noncompliant
Comparative Yearly Lighting Energy Cost per 1000 Lumens	\$1.82 based on 3000 hrs. and \$0.08 per KWH

INDOOR CANDELA PLOT



Test #17806 Test Date 9/20/2016

LUMINAIRE DATA

Luminaire	LCS4-40ML-EU LCS LED Straight Sided Utility Channel, Striplight 48" x 4 ⁷ / ₁₆ " LED striplight with white reflector
Ballast	XI040C110V054BST1
Ballast Factor	1.00
Lamp	LED
Fixture Lumens	5662
Watts	41.50
Shielding Angle	0° = 90 90° = 90
Spacing Criterion	0° = 1.29 90° = 1.27
Luminous Opening in Feet	Length: 4.00 Width: 0.38 Height: 0.00

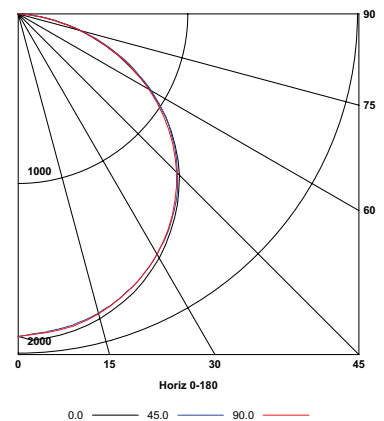
ZONAL LUMEN SUMMARY

Zone	Lumens	Lamp	Fixt.
0-30	1492	26.4	26.4
0-40	2464	43.5	43.5
0-60	4435	78.3	78.3
0-90	5662	100.0	100.0
0-180	5662	100.0	100.0

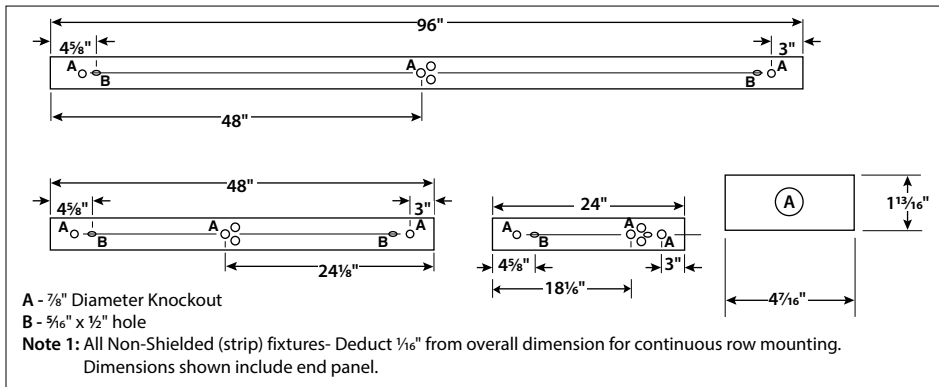
ENERGY DATA

Total Luminaire Efficiency	100.0
Total Lumens per Watt	136
ANSI/IESNA RP-1-2004 Compliance	Noncompliant
Comparative Yearly Lighting Energy Cost per 1000 Lumens	\$1.78 based on 3000 hrs. and \$0.08 per KWH

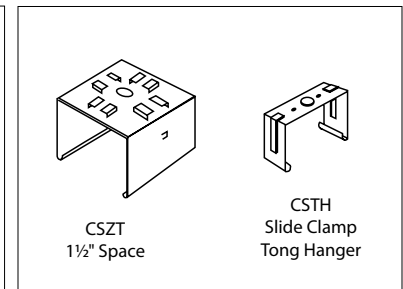
INDOOR CANDELA PLOT



DIMENSIONAL DATA



MOUNTING ACCESSORIES



NOTE: All dimensions are in inches; dimensions and specifications are subject to change without notice. Please consult factory or check sample for verification.

ACCESSORIES

