

LXEN

NARROW ENCLOSED AND GASKETED FIBERGLASS EXTREME ENVIRONMENT

DATE: _____ LOCATION: _____

TYPE: _____ PROJECT: _____

CATALOG #: _____

FEATURES

- 4' fiberglass housing with F1 weatherability rating, standard
- Narrow housing design for applications with limited space
- IP65 and IP67 all models; IP66 all models with standard polyacetal (POM) latches
- UL Sanitation certified to NSF standards
- Lens firmly secured with captive tamper resistance ready polyacetal latches
- Removable gear tray electrical access
- Includes surface mounting brackets
- Operates from -20°C to +50°C as standard



SPECIFICATIONS

CONSTRUCTION

- Housing is formed from UL 5VA fiberglass
- F1 weatherability rating, suitable for indoor or outdoor use with respect to exposure to UV light
- Pour-in-place non-porous gasketing assures seal
- LED affixed to removable gear tray
- 8 latches per 4' length
- Latches are provided tamper resistance ready; tamper resistant screws by others
- Latches are standard polyacetal (POM), optional in stainless steel
- Access openings are provided for electrical connection
- White painted parts are treated with a five-stage phosphate bonding process and finished with high reflectance baked enamel

OPTICS

- Lineal ribbed frosted acrylic lens impact modified equivalent to 100% DR; modification adds flexibility to reduce impact breakage compared to standard acrylic formulations

INSTALLATION

- Use flexible conduit only

ELECTRICAL

- Long life 60,000 hour LEDs at L80 for reduced maintenance
- Driver options include fixed output for on/off function or continuous 0–10V dimming
- QR code label affixed to housing for easy traceability

CERTIFICATIONS

- All luminaires are built to UL 1598 and 2108 standards, and bear appropriate cCSAus labels
- CSA certified to UL 924 standards with battery pack or DTS (Dimming Bypass Module) options
- Wet Location label standard
- UL Sanitation certified to NSF standards
- Ingress protection IP65 and IP67 standard; IP66 on certain models

CERTIFICATIONS (CONTINUED)

- DLC® (DesignLights Consortium) Qualified. Please refer to the DLC website for specific product qualifications at www.designlights.org
- The DTS, Dimming Bypass Module, is for emergency circuit control loads including sensors and wireless systems CSA certified to UL 924. See page 3 for wiring diagram.
- This product qualifies as a “designated country construction material” per FAR 52.225-11 Buy American-Construction Materials under Trade Agreements effective 06/01/2020.

WARRANTY

- 5 year warranty

KEY DATA	
Lumen Range	2028–4153
Wattage Range	14–29
Efficacy Range (LPW)	129–150
Reported Life (Hours)	L80/60,000

ORDERING GUIDE

Example: LXEN4-35LW-RFA-EDU

CATALOG #

LXEN	4			RFA			U
Model	Size	Color Temp	Delivered Lumens	Shielding	Driver	Voltage	
LXEN Narrow Enclosed and Gasketed Fiberglass Extreme Environment	4 4'	30 3000K 35 3500K 40 4000K 50 5000K	XW 2100 LW 4000	RFA Ribbed Frosted Acrylic ¹	E Fixed Output ED 0-10V Dimming	U 120-277V	

Options	
GLR	Fast Blow Fuse
DTS	Dimming Bypass Module ²
SSL	Stainless Steel Tamper Resistance Ready Latches
TP	Tamper Proof Latches
F3C8W	3 Wire 8' Wet Cord
F3C15W	3 Wire 15' Wet Cord
SWH	Single Wet Hub ½" NPT Hub
DWH	Dual Wet Hub ½" NPT Hub

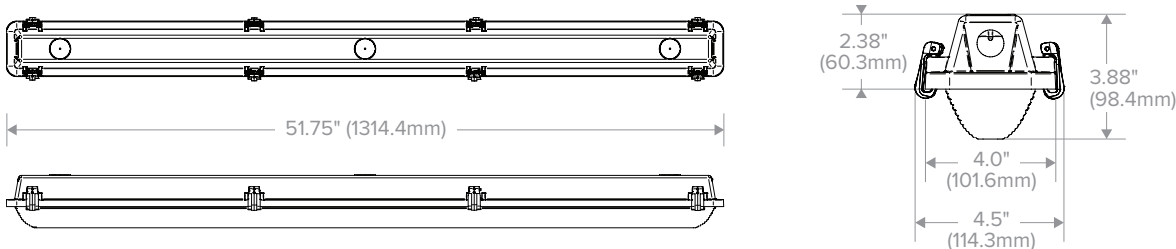
- Notes:
- 1 Standard impact resistant equivalent to 100% DR
 - 2 For emergency circuit control loads including sensors and wireless systems listed to UL924. Only available with 0-10V driver. See page 3 for wiring diagram

DELIVERED LUMENS

PRODUCT AVAILABILITY				
Size	Lumen Package	Nominal Lumen Range (DFA Lens)	Nominal Watts	Lumens/Watt
4'	XW	2000-2200	15	138-150
	LW	3800-4200	30	130-139

Nominal lumen range represents 3000K through 5000K. Lumens vary according to color temperatures and other factors. See specific photometric test(s).

DIMENSIONS



NOTE: All dimensions are in inches; dimensions and specifications are subject to change without notice. Please consult factory or check sample for verification.

PHOTOMETRY

LXEN4-40XW-RFA-EDU

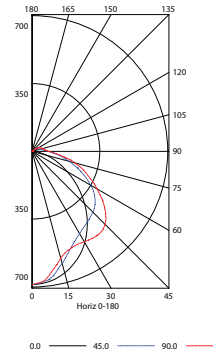
LUMINAIRE DATA

Test No.	21.01394
Description	LXEN LED Extreme Environment 4' Narrow Enclosed and Gasketed
Delivered Lumens	2176
Watts	14.678
Efficacy	148
Mounting	Surface
Spacing Criterion	0° = 1.18 90° = 1.18

ZONAL LUMEN SUMMARY

Zone	Lumens	% Luminaire
0-30	480	22.1
0-40	790	36.3
0-60	1469	67.5
0-90	2042	93.8
0-180	2176	100.0

POLAR GRAPH



LXEN4-40LW-RFA-EDU

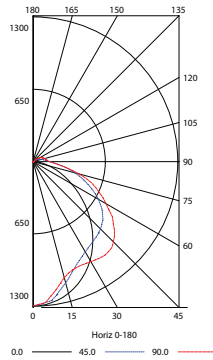
LUMINAIRE DATA

Test No.	21.01396
Description	LXEN LED Extreme Environment 4' Narrow Enclosed and Gasketed
Delivered Lumens	4153
Watts	29.871
Efficacy	139
Mounting	Surface
Spacing Criterion	0° = 1.18 90° = 1.22

ZONAL LUMEN SUMMARY

Zone	Lumens	% Luminaire
0-30	910	21.9
0-40	1503	36.2
0-60	2808	67.6
0-90	3903	94.0
0-180	4153	100.0

POLAR GRAPH



ADDITIONAL INFORMATION

DTS WIRING DIAGRAM (0-10V DIMMING DRIVER SHOWN)

